Beyond Housing

Texas' Approach to Statewide Coordination on Homelessness

Texas Interagency Council for the Homeless (TICH)

1

The Texas Interagency Council for the Homeless

Created by the Texas Legislature in 1995

Serves as an Advisory Committee to TDHCA

TDHCA provides administrative support

Charged with:

- *Coordinating state resources and services addressing homelessness*
- *Evaluating current and future needs*
- *Increasing information sharing*
- *Supporting coordination of statewide services*
- *Advising on housing needs for individuals with special needs*
- *Connecting homelessness and workforce resources*

2

One State. Many Systems.

The TICH brings together:

State Leadership

- *Governor*
- *Lieutenant Governor*
- *Speaker of the House*

Community & Statewide Partners

- *12 Continuums of Care*
- *Texas Council on Family Violence*
- *Texas Network of Youth Services*
- *Local providers & community partners*

State Agencies

- *TDHCA*
- *HHSC*
- *DSHS*
- *DFPS*
- *TWC*
- *TDCJ*
- *TJJD*
- *TEA*
- *TVC*

Different missions. Shared responsibility.

3

3

Who is at the table?

Housing & Economic Stability

- Texas Department of Housing & Community Affairs (TDHCA)
- Texas Workforce Commission (TWC)

Health & Family Services

- Health & Human Services Commission (HHSC)
- Department of State Health Services (DSHS)
- Department of Family & Protective Services (DFPS)

Education & Youth

- Texas Education Agency (TEA)
- Texas Juvenile Justice Department (TJJD)

Justice & Veteran Support

- Texas Department of Criminal Justice (TDJC)
- Texas Veterans Commission (TVC)

4

From State Coordination to Local Impact

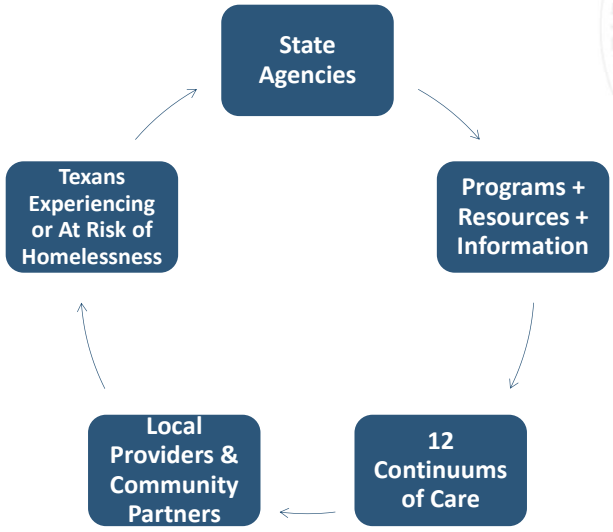

5

5

From Local Data to Statewide Action

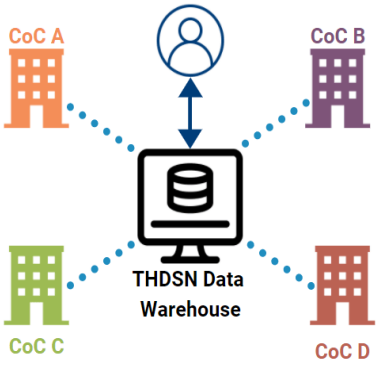

Texas Homeless Data Sharing Network

Before	After
12 separate HMIS	Connected Statewide data
Local Snapshots	Statewide trends
Limited cross-system analysis	Shared dashboards and analytics
Harder to coordinate	Better informed policy and funding

6

Statewide Resources in Action

2025 TICH Annual Report



Housing & Homeless Services

- **32,260** individuals served through ESG
- **9,603** individuals served through HHSP
- EH Fund reached **$1.75 mil**



Workforce

- **~3,000** people experiencing homelessness receiving employment-related services



Health & Family Services

- **224,461** participants enrolled in Healthy Community Collaboratives
- ***1,820*** *participants moved into housing*
- ***4,828*** *avoided a new episode of homelessness 12 months after exit*

Youth & Transition-Age Populations: Continued housing planning and voucher coordination for youth transitioning from foster care

7

From Coordination to Innovation

Feasibility Study to Address Homelessness

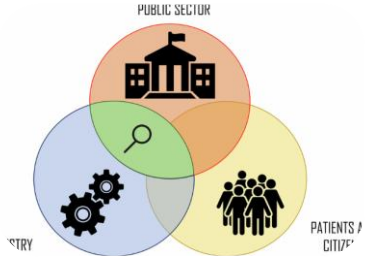

PARTNERSHIPS
Higher Education, Local Governments, & Private Entities



Exploring **Housing Models** - Small Dwelling Units



COMMUNITY DEVELOPMENT
Services + Plans, Higher Education Resources

8

8

Coordination is the Infrastructure

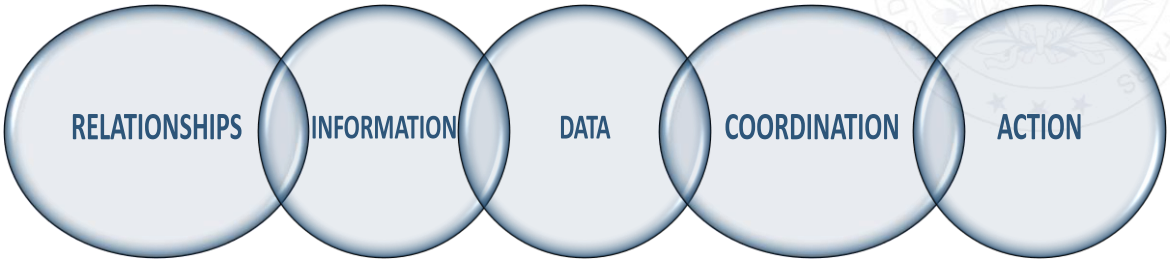

NO SINGLE AGENCY HOLDS EVERY RESOURCE, EVERY DATA POINT, OR EVERY SOLUTION.

9

9