



Data-Driven Approaches for ESG Application Decision Making

Rosy L Falcon
Homeless Programs Manager
March 17, 2026

1

Why Data Matters in ESG Funding

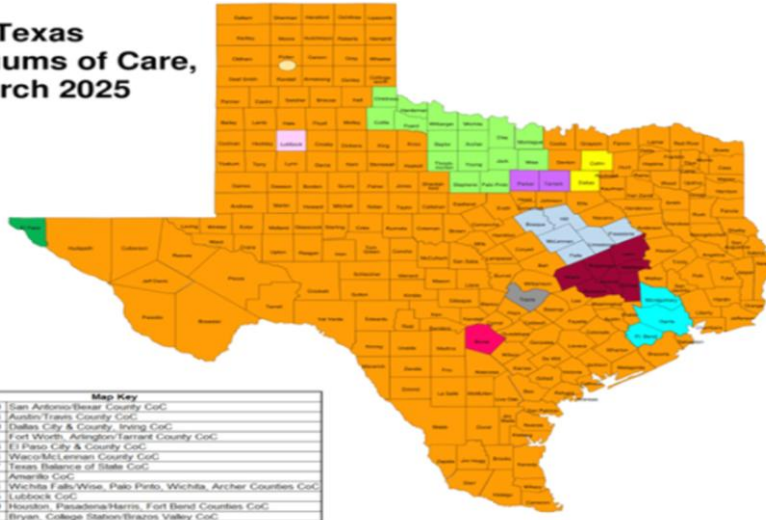


2

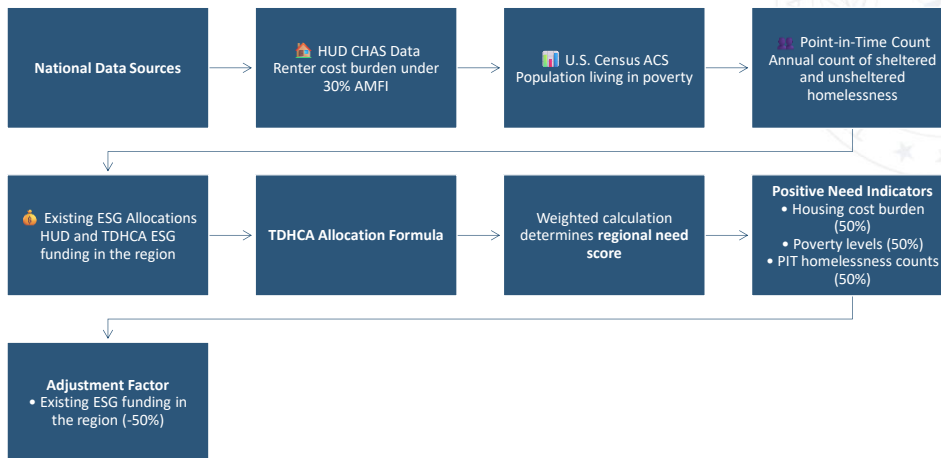
2

Texas Context: Scale Matters

Texas
Continuums of Care,
March 2025



Quantitative Data - Regional Allocation



ESG Funding in Texas

Competitive & Continuing Awards:

No more than 60% of the awards can be made in street outreach/emergency shelter

Competitive Awards:

- Minimum \$75,000 and maximum \$400,000
- Match Waiver
 - If funds requested is less than **\$86,250**

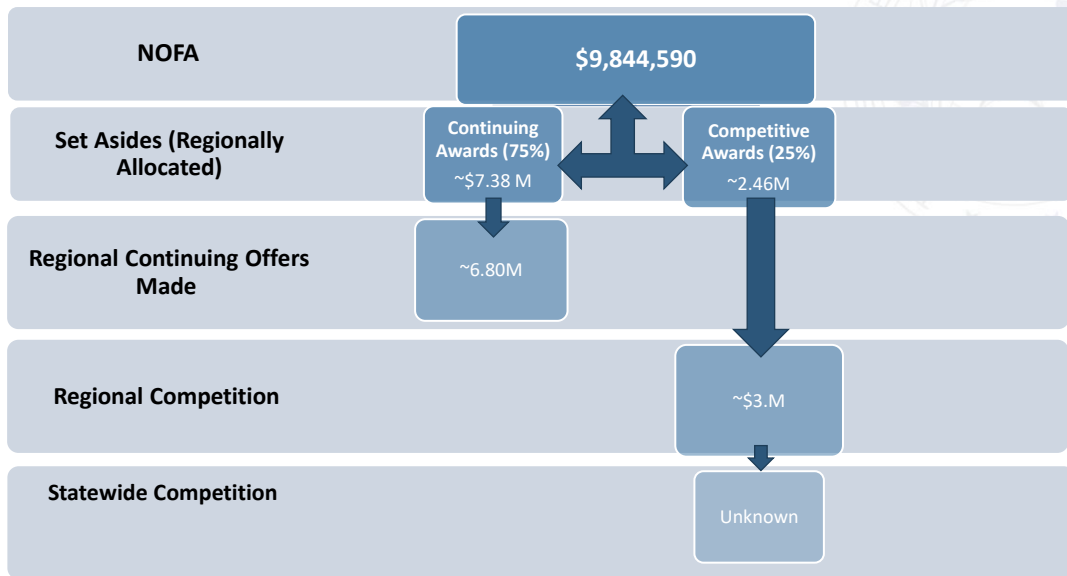
2025 Funding Allocation

CoC #	CoC Name	Allocation
TX-500	San Antonio/ Bexar County	\$ 833,343
TX-503	Austin/Travis County	\$ 645,019
TX-600	Dallas City & County/Irving	\$ 1,312,422
TX-601	Fort Worth/Arlington/Tarrant County	\$ 642,630
TX-603	El Paso City & County	\$ 266,935
TX-604	Waco/McLennan County	\$ 84,864
TX-607	Texas Balance of State	\$ 4,102,451
TX-611	Amarillo	\$ 124,612
TX-624	Wichita Falls/Wise, Palo Pinto, Wichita, Archer Counties	\$ 121,151
TX-625	Lubbock/Lubbock County	\$ 92,060
TX-700	Houston, Pasadena, Conroe/Harris, Ft. Bend, Montgomery Counties	\$ 1,455,363
TX-701	Bryan/College Station/Brazos Valley	\$ 163,740
Total		\$ 9,844,590

5

5

How Texas Distributes ESG Funding



6

6

Two Funding Pathways

Stability + Innovation

Two application processes:

Continuing Awards
Quantitative – Based on Past Performance

Competitive Awards
Quantitative + Qualitative evaluation

Policy structure:

At least 70% reserved for continuing awards

Remaining funds distributed competitively



7

7

Continuing Awards: Quantitative Pathway

Eligibility driven by **performance metrics**.

- Key requirements:
 - **Prior participation:** awarded ESG funds in at least 3 of the last 4 funding cycles
 - **High expenditure performance:** $\geq 95\%$ of prior ESG award spent
 - **Good reporting history:** ≤ 2 late monthly reports on recent ESG contracts
 - **No significant monitoring issues:** no unresolved findings or disallowed costs $> \$5,000$
 - **Minimal deobligation:** did not voluntarily return $> 5\%$ of prior ESG award



8

8

Competitive Awards: Quantitative + Qualitative Pathway

Quantitative Metrics:



Qualitative Metrics:



9

9

Qualitative Data: Fiscal Accountability in Funding Decisions

Audit Findings That Trigger Review

TDHCA may suspend payments, withhold contracts, or decline funding if audits identify:

- Going concern designation
- Systemic fiscal control weaknesses
- Material weaknesses related to program funds
- High risk of noncompliant use of federal or state funds
- Modified, Adverse, or Disclaimed audit opinion

Repeated Compliance Risks

Additional action may occur if **2 of the last 3 audits show:**

- Inaccurate reporting on TDHCA-funded programs
- Questioned costs related to program or administrative expenses
- Inadequate separation of duties
- Multiple weaknesses indicating high risk of noncompliance

10

10

Lessons & Considerations from Texas ESG Funding

Lessons Learned in Texas

- Multiple datasets give a **full picture of need** (housing cost burden, poverty, PIT counts)
- **Balance stability and innovation:** continuing vs. competitive awards
- Quantitative data is essential, but **context matters**

Considerations for Other States

- Combine multiple datasets to measure need and target resources effectively
- Ensure **equity across regions**, especially small/rural areas
- Pair quantitative metrics with **qualitative program evaluation**
- Use performance data to guide **funding and accountability decisions**

11

11

QUESTIONS?

Thank You!

ROSY L. FALCON

ROSY.FALCON@TDHCA.TEXAS.GOV



12