



COLORADO

Department of Local Affairs

Community Development Block Grant –
Disaster Recovery

CDBG-DR Monthly Financial and Progress Report March 2020

Overview

This report summarizes program progress over the month of March in the various program areas of the CDBG-DR grant and includes cumulative accomplishments to date.

Primary Efforts and Accomplishments

- Expenditures for this month were just over \$2.07 million.
- The largest investments this month were in the Boulder County Infrastructure program, the Watershed Implementation program and the Infrastructure program. The largest investments this month were in the Resilient St. Vrain Project in the City of Longmont and the Town of Ward Road Repairs under the Boulder County Infrastructure program, the Building a Legacy in Lefthand Creek under the Watershed Implementation program and the Manitou Springs Raw Water Pipeline in French Creek under the Infrastructure program.
- DHSEM made final payments on the Manitou Springs water pipeline project, Meadow Dam reconstruction in Larimer, Bridge 19e replacement in Loveland and the river crossing repair for the Upper Thompson Sanitation District.
- The City of Longmont made final payments this month in three of the BCC Household Assistance programs under Boulder County: housing rehabilitation, clearance and demolition, and temporary rental assistance.
- The Watershed Implementation Program completed the Coalition for the Poudre River Watershed Increasing Resistance to Wildfires project.
- Response to HUD Monitoring Report was submitted on March 6th.
- Completed website updates for the main page and economic recovery programs.

Upcoming Events and Priorities

- Closeout documentation and QPR performance for the Tourism and Business Grant programs is being finalized.
- Continue content update of DOLA CDBG-DR Website.

LMI: Overall LMI percentage of dollars expended as of 3/31/2020 was 63%.

Contents:

- Overview
- Monthly Financial Report
- Expenditure Progress and Projections Update
- LMI Summary
- Most Impacted Counties Consolidated Progress
- Household Assistance Programs
- Housing New Construction Programs
- Infrastructure Program
- Watershed Implementation Program
- Watershed Capacity Program
- Planning Program
- Economic Recovery Programs
- Agriculture Program
- Boulder County Collaborative Household Assistance Program
- Boulder County Collaborative Infrastructure Program

Colorado CDBG-DR Monthly Financial Report

CDBG-DR Program Allocations, Obligations and Expenditures as of March 31, 2020

Appropriation	Award Amount	Expended	Balance
1st Appropriation	\$62,800,000	\$62,800,000	\$0
2nd Appropriation	\$199,300,000	\$199,300,000	\$0
3rd Appropriation	\$58,246,000	\$4,108,953	\$54,137,047
Sum:	\$320,346,000	\$266,208,953	\$54,137,047

Housing Programs	Allocation	DRGR Obligated	% Obligated	Monthly Expenditures	Expenditures to Date	% Expended	Remaining Balance
Household Assistance Programs	\$26,597,738	\$26,597,738	100%	\$107,722	\$23,534,305	88%	\$3,063,434
New Construction Programs	\$63,012,164	\$56,439,747	90%	\$0	\$52,439,748	83%	\$10,572,415
Sum:	\$89,609,902	\$83,037,485	93%	\$107,722	\$75,974,053	85%	\$13,635,849

Infrastructure Programs	Allocation	DRGR Obligated	% Obligated	Monthly Expenditures	Expenditures to Date	% Expended	Remaining Balance
Infrastructure Grant Program	\$69,861,727	\$69,579,482	100%	\$405,700	\$60,611,724	87%	\$9,250,003
Watershed Implementation	\$30,740,374	\$30,153,492	98%	\$399,854	\$25,808,781	84%	\$4,931,593
Sum:	\$100,602,101	\$99,732,975	99%	\$805,554	\$86,420,505	86%	\$14,181,596

Planning Programs	Allocation	DRGR Obligated	% Obligated	Monthly Expenditures	Expenditures to Date	% Expended	Remaining Balance
Resilience Planning and Capacity Building	\$16,485,527	\$16,310,350	99%	\$1,891	\$16,137,461	98%	\$348,065
Watershed Capacity Building	\$5,401,421	\$5,330,841	99%	\$0	\$5,287,763	98%	\$113,658
Environmental Reviews	\$2,315,000	\$2,314,996	100%	\$3,352	\$2,279,495	98%	\$35,505
Sum:	\$24,201,948	\$23,956,188	99%	\$5,243	\$23,704,720	98%	\$497,228

Economic Development Programs	Allocation	DRGR Obligated	% Obligated	Monthly Expenditures	Expenditures to Date	% Expended	Remaining Balance
Business Grant and Loan Program	\$9,682,259	\$9,682,259	100%	\$48,997	\$9,682,254	100%	\$5
Tourism Grant Program	\$1,268,300	\$1,268,300	100%	\$0	\$1,268,300	100%	\$0
Agribusiness Grant Program	\$8,920,000	\$8,920,000	100%	\$0	\$8,920,000	100%	\$0
Sum:	\$19,870,559	\$19,870,559	100%	\$48,997	\$19,870,554	100%	\$5

Boulder County Collaborative	Allocation	DRGR Obligated	% Obligated	Monthly Expenditures	Expenditures to Date	% Expended	Remaining Balance
BCC Household Assistance	\$11,082,330	\$11,082,330	100%	\$0	\$9,276,609	84%	\$1,805,721
BCC Planning	\$107,151	\$107,151	100%	\$0	\$107,151	100%	\$0
BCC Infrastructure	\$59,104,710	\$58,742,264	99%	\$999,040	\$37,553,279	64%	\$21,551,431
Sum:	\$70,294,190	\$69,931,745	99%	\$999,040	\$46,937,039	67%	\$23,357,152

Administrative Expenditures	Allocation	DRGR Obligated	% Obligated	Monthly Expenditures	Expenditures to Date	% Expended	Remaining Balance
BCC Admin	\$2,148,825	\$2,148,825	100%	\$0	\$1,903,608	89%	\$245,217
State Admin	\$13,618,475	\$13,400,841	98%	\$104,095	\$11,398,476	84%	\$2,219,999
Sum:	\$15,767,300	\$15,549,666	99%	\$104,095	\$13,302,084	84%	\$2,465,216

TOTAL GRANTS	\$320,346,000	\$312,078,617	97%	\$2,070,651	\$266,208,953	83.10%	\$54,137,047
---------------------	----------------------	----------------------	------------	--------------------	----------------------	---------------	---------------------

Source: DRGR

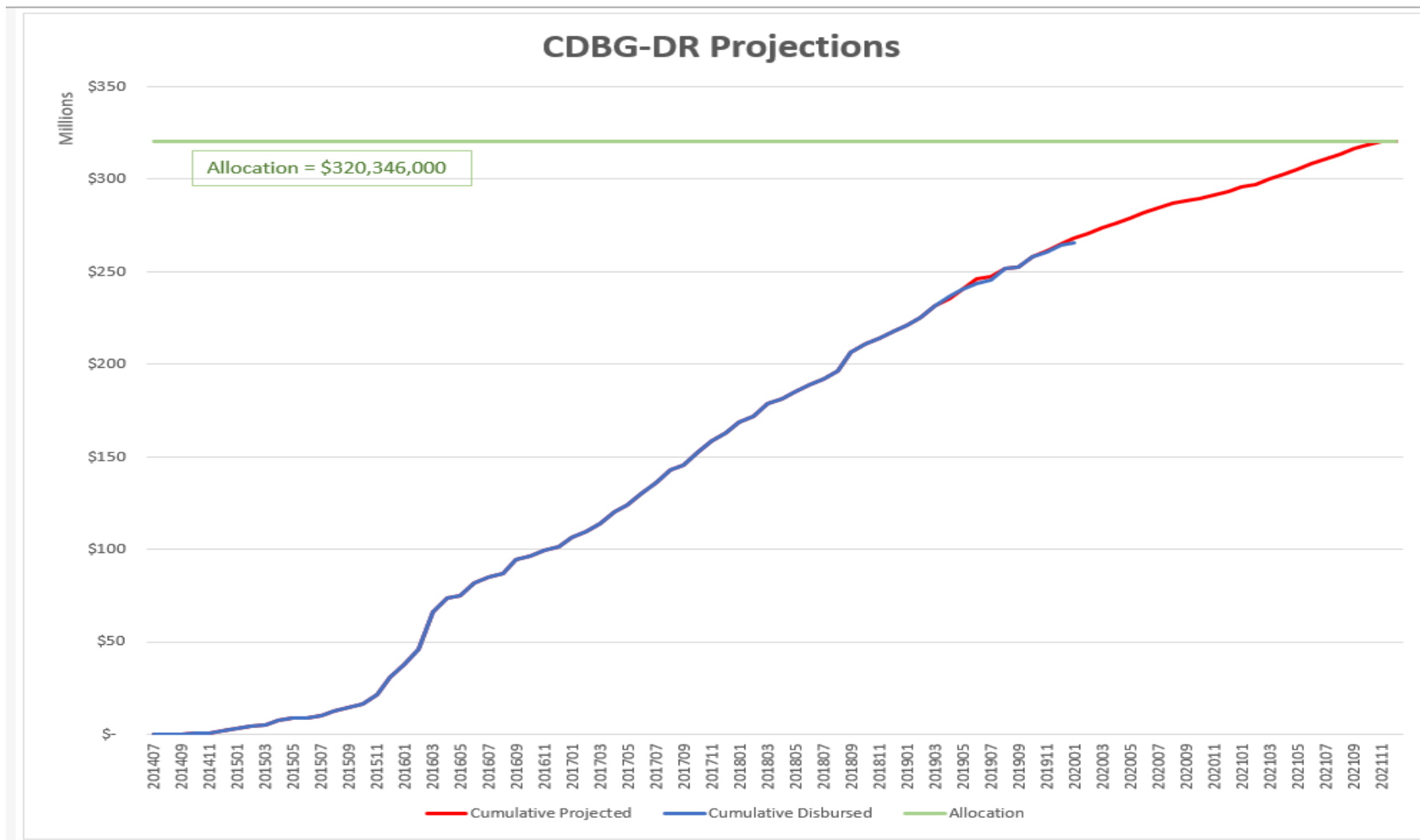
Projections Update March 2020

Overview

Program-level monthly projections were updated in October 2019 by the programs. Currently, all expenditure targets have been met on aggregate for past funding round deadlines. Extension requests are in place to allow continued funding for ongoing recovery projects.

Cumulative Projected and Expended by Month

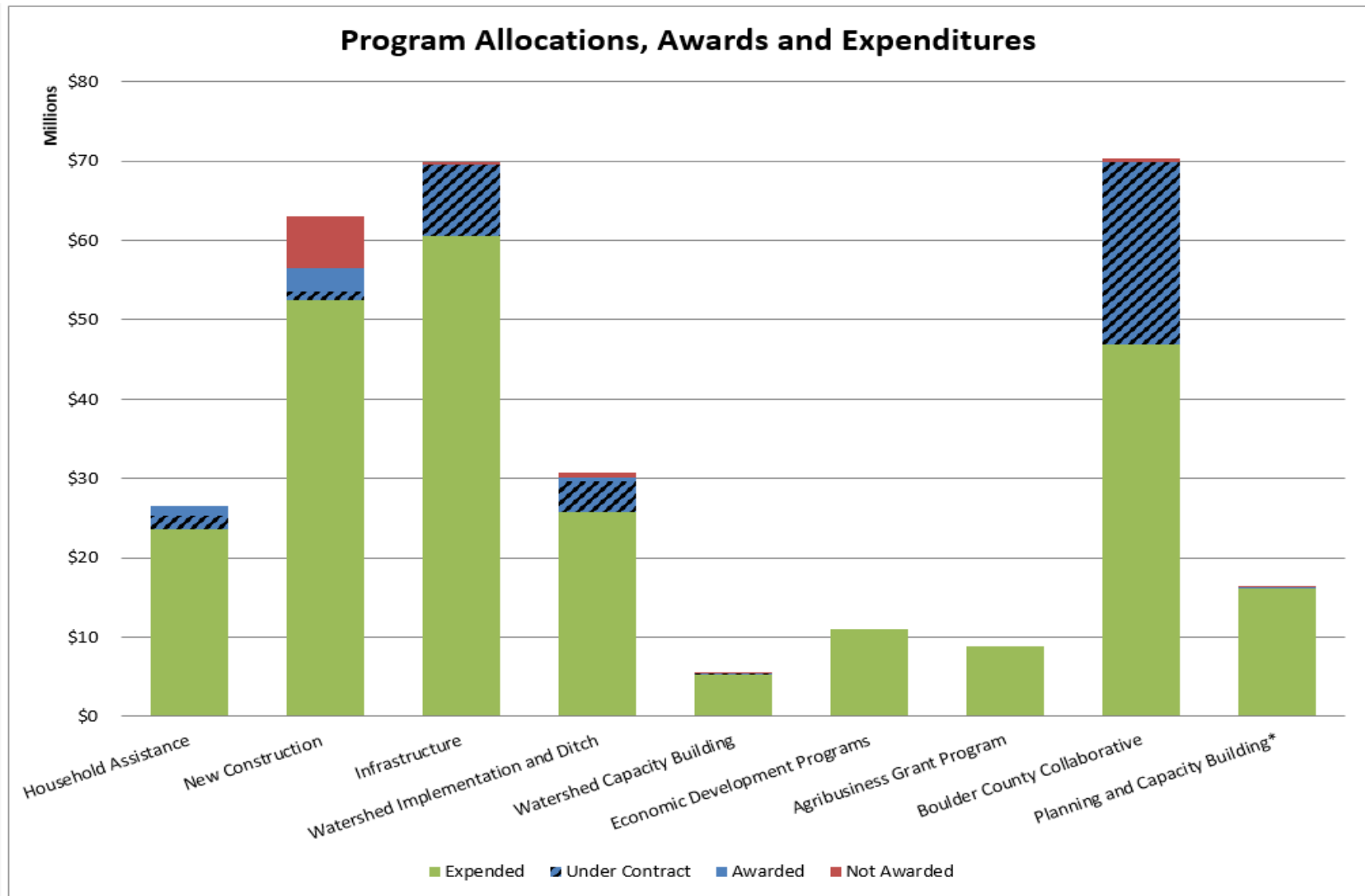
The graph below indicates current projections and expenditures.



Allocated, Awarded and Expended March 2020

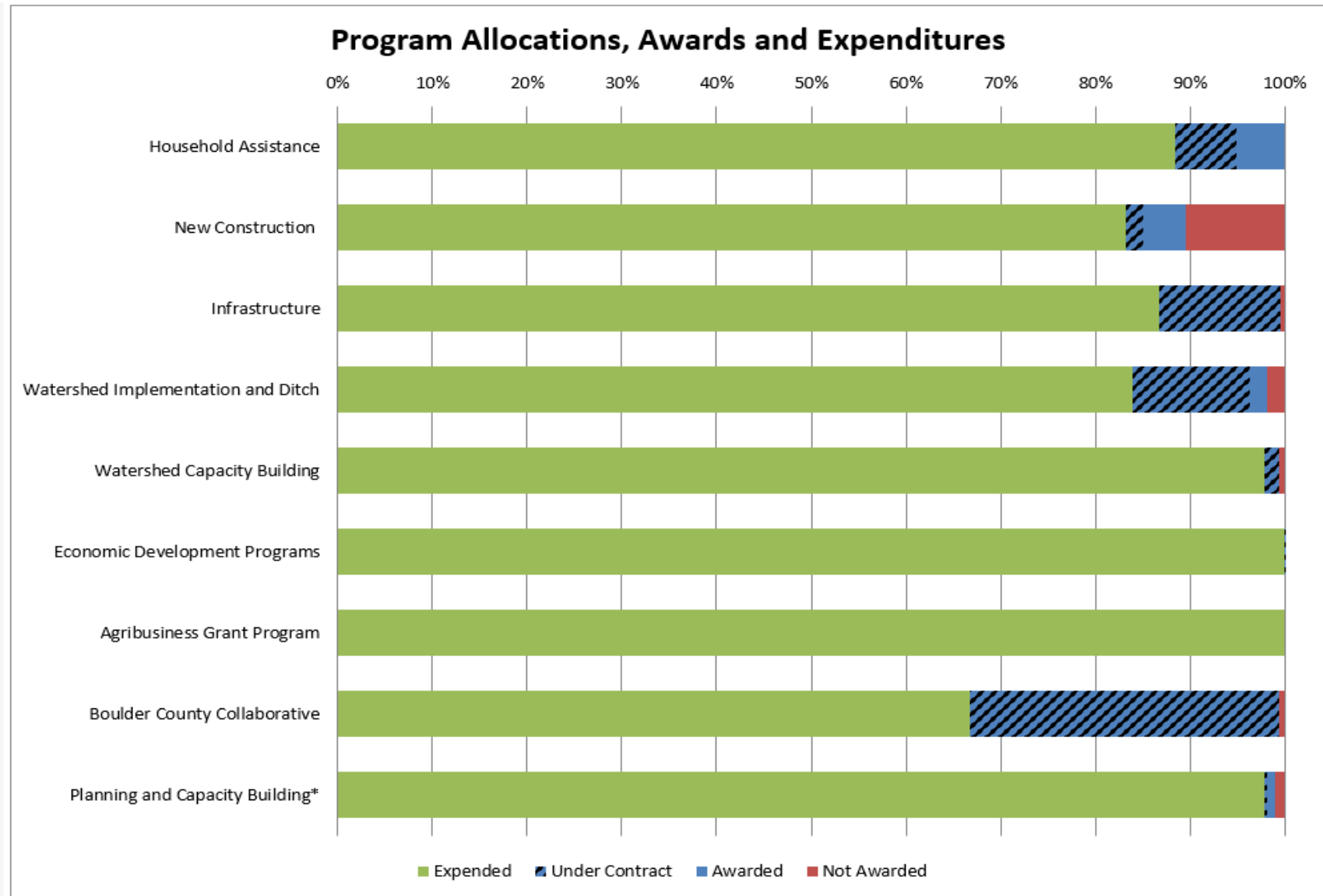
Overview

This report provides a general view of progress by program. Note that unawarded funds under Housing New Construction are currently pending application by the Boulder County Housing Authority.



Status of Awarded and Expended

The graphs below indicate expenditures and awards by program.



*Includes Community Resilience Partnership Fund

LMI Consolidated Progress

March 2020

Overview

This report consolidates the LMI progress across all relevant programs to show progress on meeting our overall goal and to identify programs at risk. The source of this report is the DRGR. All activities in the DRGR have a national objective of LMI, Urgent Need, or for planning and administrative activities, it is N/A (not applicable). Planning and administrative activities do not count in the calculation and are not included in this report.

Status of LMI Progress

The overall LMI percentage at 63% remains the same as last month. As indicated below, the overall grant remains well above the 50% requirement. During this past month, one program was highlighted in red, which means that it was below its target. Housing programs have been well above target, and we were able to adjust Housing targets upward in order to reduce targets for Infrastructure and Watershed.

March 2020 - Source Fin07b

LMI Targets and Actual Percentages

Program	Total Allocation	LMI Tgt %	LMI Target	Total Spent	Total LMI Spent	% LMI Spent
Household Assistance	\$ 26,597,738	79%	\$ 21,012,213	\$ 23,534,305	\$ 18,638,334	79%
New Construction	\$ 63,012,164	98%	\$ 61,751,920	\$ 52,439,748	\$ 52,119,801	99%
Infrastructure	\$ 69,861,727	20%	\$ 14,041,848	\$ 60,611,724	\$ 21,326,203	35%
Watershed Implementation and Ditch Programs	\$ 30,740,374	20%	\$ 6,148,075	\$ 25,808,781	\$ 8,736,227	34%
Economic Recovery Programs	\$ 10,950,559	50%	\$ 5,475,280	\$ 10,950,554	\$ 9,093,233	83%
Agriculture Business Grants	\$ 8,920,000	50%	\$ 4,500,000	\$ 8,920,000	\$ 5,667,430	64%
BCC Household Assistance	\$ 11,082,330	75%	\$ 8,311,747	\$ 9,276,609	\$ 6,422,859	69%
BCC Infrastructure	\$ 59,104,710	42%	\$ 24,823,978	\$ 37,553,279	\$ 21,256,072	57%
	\$ 280,269,601	52%	\$ 146,065,061	\$ 229,095,000	\$ 143,260,159	63%

Most Impacted Counties Consolidated Progress
 March 2020

The Federal Register notice guiding Colorado’s appropriation requires 80% to be expended in the three Most Impacted Counties (MICs): Boulder, Larimer and Weld. Some of the grants span one or more of these most impacted counties and is listed as MIC Multi-County in the chart below. Statewide expenditures are part of the overall spending for all of the disaster declared counties and is allocated to all reported counties based on the original percentage breakdown by county.

County	\$ Expended by County	By County %	Statewide Allocation Adjustment	Adjusted Total Expended by County
Boulder	\$ 95,460,121.25	39.27%	\$ 6,838,700.15	\$ 102,298,821.40
Larimer	\$ 55,841,623.69	22.97%	\$ 4,000,457.11	\$ 59,842,080.80
Weld	\$ 30,362,131.85	12.49%	\$ 2,175,123.11	\$ 32,537,254.96
MIC Multi-County	\$ 36,399,431.61	14.97%	\$ 2,607,631.28	\$ 39,007,062.89
All Other	\$ 25,054,159.87	10.31%	\$ 1,794,863.50	\$ 26,849,023.37
Statewide	\$ 17,416,775.15			
	\$ 260,534,243.42	100.00%	\$ 17,416,775.15	\$ 260,534,243.42

Most Impacted Counties Overall Achievement

89.69%

Program: Household Assistance**Agency: Division of Housing**

Household Assistance Summary							
Allocation	Allocation Amount	DRGR Obligated	% Obligated	Monthly Expenditures	Expenditures to Date	% Expended	Remaining Balance
1st Allocation	\$ 7,614,395	\$ 7,614,395	100%	\$ -	\$ 7,614,395	100%	\$ -
2nd Allocation	\$ 15,642,519	\$ 15,642,519	100%	\$ -	\$ 15,642,519	100%	\$ -
3rd Allocation	\$ 3,340,825	\$ 1,974,204	59%	\$ 107,722	\$ 277,391	8%	\$ 3,063,434
Total	\$ 26,597,739	\$ 25,231,117	95%	\$ 107,722	\$ 23,534,305	88%	\$ 3,063,434

Summary Narrative

All TRA and DPA programs have completed and those in Larimer and Weld are in the process of being closed out. Repairs (Rehabilitation and Replacement) and Home Access continue in the balance of State counties, but has been completed in Larimer and Weld.

The multi-component Riverside Mobile Home Park project has completed clearance and demolition in El Paso County, and the relocation of the residents is paid in full. Closeout will commence in the coming months.

All Round 1 contracts with Boulder County and with the City of Longmont will be closed out as appropriate following the resolution of the corrective action underway for Boulder County's rehab programs. One of two replacement projects (Housing New Construction to be developed by Boulder County Housing Authority/BCHA) for re-programming funds from the Round 1 Boulder County HAP programs was awarded State Tax Credits this summer, and the application was presented to the State Housing Board in October and awarded funds. It is addressed in the footnotes of the A1 table in the Housing New Construction report. A second potential single-family new construction project is also proposed by BCHA as a replacement project, as well as a third potential multi-family rental project. Pending progress on potential timeline considerations a decision will be made between DOLA/BCC/BCHA regarding with which to proceed using CDBG-DR funds.

Projects Completed This Month: (Put N/A if none)

N/A

1st Allocation – Household Assistance (\$7,614,395)

A1 Household Assistance Program Detail							
Applicant	Project Name	County	Award	Monthly Expenditures	Expenditures to Date	% Expended	# Households, Units or Properties
Boulder County	Home Access ***	Boulder	\$ 653,309	\$ -	\$ 653,309	100%	
City of Longmont	Temporary Rental Assistance	Boulder	\$ 98,597	\$ -	\$ 98,597	100%	23
City of Longmont	Down Payment Assistance	Boulder	\$ 209,011	\$ -	\$ 209,011	100%	3
City of Longmont	Rehab	Boulder	\$ 3,489,624	\$ -	\$ 3,489,624	100%	39
Loveland Housing Authority	Temporary Rental Assistance **	Larimer	\$ 149,050	\$ -	\$ 149,050	100%	20
Loveland Housing Development Corp	Down Payment Assistance	Larimer	\$ 370,794	\$ -	\$ 370,794	100%	6
Loveland Housing Development Corp	Rehab **	Larimer	\$ 1,637,685	\$ -	\$ 1,637,685	100%	30
Loveland Housing Development Corp	Home Access **	Larimer	\$ 310,314	\$ -	\$ 310,314	100%	34
Weld County Housing Authority	Temporary Rental Assistance **	Weld	\$ 187,926	\$ -	\$ 187,926	100%	14
Weld County Housing Authority	Down Payment Assistance	Weld	\$ 315,472	\$ -	\$ 315,472	100%	4
Weld County Housing Authority	Rehab **	Weld	\$ 192,613	\$ -	\$ 192,613	100%	2
		Total	\$ 7,614,395	\$ -	\$ 7,614,395	100%	175

Note: The Award amounts have been adjusted downward to account for de-obligations for unspent funds in round 1. Those funds have been made available in allocation 2.

* This number includes some households partially paid out of Tranche 1. The total number of households completed solely using Tranche 1 funds only is 36.

** This program served households across both Tranches 1 and 2. The round in which the bulk of the funds drawn for the household is where these beneficiaries are reflected in order to prevent duplication.

*** These home access funds provided program startup costs and preliminary engineering. Program was transferred to the Boulder County Collaborative (BCC) and performance will be reported under the BCC housing program report.

Note: The highlighted lines were deobligated from DOH's Household Assistance Programs. These programs will be funded through Boulder County resources rather than CDBG-DR funds.

2nd & 3rd Allocations (\$18,983,344) – Household Assistance

Note: The 2nd and 3rd Allocation tables have been combined to make it easier to follow the progress of projects that may be funded from both allocations.

Household Assistance Allocations 2 & 3	Count			Dollar Amount		
	This Month	Previous	Cumulative	This Month	Previous	Cumulative
Applications Received	0	11	11	\$ -	\$18,265,887	\$18,265,887
Award Letters	0	11	11	\$ -	\$18,265,887	\$18,265,887
Under Contract	0	11	11	\$ -	\$17,616,722	\$17,616,722
# of Projects Started (has drawn funds)	0	11	11	\$ 107,722	\$16,109,391	\$16,217,113
# of Projects Fully Drawn	0	7	7	\$ -	\$ 7,771,303	\$ 7,771,303
# of Projects Closed-Out	0	0	0	\$ -		

A2 & A3 Household Assistance Program Detail

Applicant	Project Name	County	Award	Monthly Expenditures	Expenditures to Date	% Expended	Remaining Balance	# of Households, Units or Properties
Loveland Housing Authority	Temporary Rental Assistance *	Larimer	\$ 59,174	\$ -	\$ 59,174	100%	\$ -	1
Loveland Housing Development Corp.	Down Payment Assistance	Larimer	\$ 341,547	\$ -	\$ 341,547	100%	\$ -	4
Loveland Housing Development Corp.	Home Access *	Larimer	\$ 5,291,855	\$ -	\$ 5,291,855	100%	\$ -	8
Loveland Housing Development Corp.	Rehab	Larimer	\$ 1,571,777	\$ -	\$ 1,571,777	100%	\$ -	11
Metro Volunteers	Home Access *	Multi	\$ 3,904,161	\$ 19,183	\$ 3,132,615	80%	\$ 771,546	2
Metro Volunteers	Rehab	Multi	\$ 3,893,058	\$ 88,539	\$ 3,770,422	97%	\$ 122,636	51
Weld County	Down Payment Assistance	Weld	\$ 203,192	\$ -	\$ 203,192	100%	\$ -	2
Weld County	Rehab *	Weld	\$ 197,097	\$ -	\$ 197,097	100%	\$ -	4
Weld County	Temporary Rental Assistance *	Weld	\$ 106,661	\$ -	\$ 106,661	100%	\$ -	10
El Paso County	Relocation Assistance	El Paso	\$ 1,628,200	\$ -	\$ 1,245,972	77%	\$ 382,228	30
El Paso County	Clearance and Demolition	El Paso	\$ 420,000	\$ -	\$ 296,801	71%	\$ 123,199	31
Total			\$ 17,616,722	\$ 107,722	\$ 16,217,113	92%	\$ 1,399,610	154

Note: Awards include funds made available for use to continue programs in Tranche 2 after the deobligation of undrawn Tranche 1 funds (reflected above in A1 table).

* This program served a number of households across both Tranches 1 and 2. The round in which the bulk of the funds drawn for the household is where these beneficiaries are reflected in order to prevent duplication.

2nd and 3rd Allocation Comments

- Metro Volunteers is in contact with contractors and engineers regarding bids placed for the additional \$1.675M in Home Access funds that was approved at the December State Housing Board Meeting. These funds will complete the four final Home Access Projects. The contract will be amended (or a new one executed) based on the revised bids, and set to expire at the end of 2020 to compensate for any potential delays, though work is anticipated to be completed by the end of summer. All projects not requiring an additional award of funds or completion of the evaluation of cost-reasonableness and necessity have been contracted and work is underway.
- El Paso County's Relocation Assistance and Clearance and Demolition program has been completed and the balance of the funds are being deobligated from the contract in early April to be reprogrammed into other activities. This contract can begin project closeout following receipt of completed reports.

Requirement to Most Impacted Counties

Jurisdiction	Number of Programs	Dollar Amount Awarded	Percent Awarded to Jurisdiction	Dollar Amount Expended	Percent Expended in Jurisdiction
Boulder County	4	\$ 4,450,541	18%	\$ 4,450,541	19%
Larimer County	8	\$ 9,732,197	39%	\$ 9,732,197	41%
Weld County	6	\$ 1,202,961	5%	\$ 1,202,961	5%
Multiple*	2	\$ 7,797,219	31%	\$ 6,903,037	29%
Other	2	\$ 2,048,200	8%	\$ 1,542,773	6%
Total	22	\$ 25,231,117	100%	\$ 23,831,507	100%

*Multiple includes additional projects in Boulder, Larimer or Weld (Metro Volunteers per email dated 2/2/17);

Note: Dollar Amount Awarded includes funds de-obligated from Tranche 1 after contract expiration.

Requirement to serve Low and Moderate Income Households

National Objective	Dollar Amount Awarded	Percent Awarded	Dollar Amount Expended	Percent Expended
Low and Moderate Income	\$ 19,847,334	79%	\$ 18,868,223	79%
Urgent Need or Slum and Blight	\$ 5,383,783	21%	\$ 4,963,284	21%
Total	25,231,117	100%	\$ 23,831,507	100%

*Household Assistance Programs are required to invest 100% of TRA and DPA program funds to LMI beneficiaries, a minimum of 75% of Clearance and Demolition and Rehab program funds to LMI beneficiaries, and a minimum of 51% Home Access program funds to LMI beneficiaries. "Dollar Amount Awarded" column in this table reflects the minimum amount (between all HAP programs) required to be expended to serve LMI households, and the maximum amount allowed to be expended to serve UN households. Programs largely served a higher percentage of LMI households than required, as reflected in the "Dollar Amount Expended" column.

Submitted by: Adam Brisnehan/Alison O'Kelly, 04/06/2020

Program: Housing New Construction

Agency: Division of Housing

Housing New Construction Summary

Allocation	Allocation Amount	Obligated in DRGR	% Obligated	Monthly Expenditures	Expenditures to Date	% Expended	Remaining Balance
1st Allocation	\$ 20,894,377	\$ 18,108,108	87%	\$ -	\$ 18,108,108	87%	\$ 2,786,269
2nd Allocation	\$ 34,331,641	\$ 34,331,641	100%	\$ -	\$ 34,331,641	100%	\$ -
3rd Allocation	\$ 7,786,146	\$ 4,000,000	51%	\$ -		0%	\$ 7,786,146
Total	\$ 63,012,164	\$ 56,439,748	90%	\$ -	\$ 52,439,748	83%	\$ 10,572,415

Note: Completed projects were moved from the second allocation to the first allocation.

Summary Narrative

The majority of the Round 1 projects have been completed and have either been closed out or are undergoing monitoring and closeout. The \$2.78M remaining in Round 1 is the recent return of funds from Boulder County’s Household Assistance Programs; these funds will be put toward the Coffman project in Longmont. Round two projects are not far behind Round 1 projects in this timeline, with the exception of those projects awarded funds reallocated from the BCC and Economic Development, for which projects were awarded funds in early 2019.

The application for Coffman Street Apartments went to the State Housing Board meeting in October, for which the funding request was approved to re-program a portion of the funds to be recaptured from Boulder County’s Household Assistance Programs. The environmental review is well underway and following completion of on-site testing required by SHPO, should be able to continue and be completed shortly. An application is now anticipated in the coming months for one of two potential pipeline projects in Lafayette, to re-program the rest of the Boulder County Household Assistance Programs funds between DOH (Round 1) and Boulder County Collaborative (Rounds 2-3). One is Silver Creek Townhomes, a for-sale project; and the other is Willoughby Corner, a multi-family rental project. Pending progress on potential timeline considerations a decision will be made between DOLA/BCC/BCHA regarding with which to proceed using CDBG-DR funds.

Projects Completed This Month: (Put N/A if none)

N/A

1st Allocation – Housing New Construction (\$20,894,377)

All funds have been drawn down. See chart below for award and expenditure detail.

1st Allocation Comments

- Habitat for Humanity’s first round construction projects are completed. Final on-site monitoring for the Round 1/Round 2 contract was completed this summer, and the monitoring will be closed out soon. Thereafter contract closeout will proceed.
- Activities/contracts for the following projects have been closed out in DRGR, commencing the affordability period: Falcon Ridge, The Edge, and Mission Village of Greeley.

A1 Housing New Construction Detail									
Applicant	Project Name	County	Sub-Program	Award	Monthly Expenditures	Expenditures to Date	% Expended	CDBG-DR Units	Total Units Completed
Boulder County Housing Authority	Aspinwall Apartments	Boulder	Multi- Family	\$ 737,519	\$ -	\$ 737,519	100%	72	72
Longmont Housing Authority	Spring Creek (Prairie Village)	Boulder	Multi- Family	\$ 3,900,000	\$ -	\$ 3,900,000	100%	31	31
Estes Park Housing Authority	Falcon Ridge Apartments	Larimer	Multi- Family	\$ 1,800,000	\$ -	\$ 1,800,000	100%	25	25
Boulder County Housing Authority	Kestrel Apartments	Boulder	Multi- Family	\$ 3,712,431	\$ -	\$ 3,712,431	100%	102	102
Loveland Housing Authority	The Edge	Larimer	Multi- Family	\$ 2,700,000	\$ -	\$ 2,700,000	100%	36	36
Inland Group	Copper Peak Apartments	Boulder	Multi- Family	\$ 500,000	\$ -	\$ 500,000	100%	121	121
Commonwealth Development Corp.	Mission Village in Greeley	Weld	Multi- Family	\$ 750,000	\$ -	\$ 750,000	100%	26	26
Fort Collins Housing Authority	Village on Redwood*	Larimer	Multi- Family	\$ 8,158	\$ -	\$ 8,158	100%	*	*
Habitat for Humanity of Colorado	Project ReBuild - LMI	Statewide	Single Family	\$ 3,999,999	\$ -	\$ 3,999,999	100%	65	65
Boulder County Housing Authority	Coffman Street Redevelopment	Boulder	Multi- Family	\$ 2,786,269	\$ -	\$ -	0%		
Total			10	\$ 20,894,376	\$ -	\$ 18,108,107	87%	478	478

*Fort Collins Housing Authority – Village on Redwood award and expenditures are split between allocation 1 and allocation 2 to fill the final gap in the expenditures for the allocation 1 deadline. Narrative and completed units for this project are reflected in allocation 2 (with the majority of the funds).

* An application from Boulder County Housing Authority (BCHA) went to State Housing Board this month for Coffman Street Apartments, and was awarded funds. This project will be considered a round 1 project that re-purposes Household Assistance Programs funds contracted with Boulder County in Tranche 1, as a corrective action for their Housing Repairs Program. The balance of that project will show up as a continued project in the third allocation.

2nd and 3rd Allocation – Housing New Construction (\$42,117,787)

Housing - New Construction (\$35.4M)	Count			Dollar Amount		
	This Month	Previous	Cumulative	This Month	Previous	Cumulative
Applications Received	0	16	16	\$ -	\$ 37,117,910	\$ 37,117,910
Award Letters	1	15	16	\$ 943,731	\$ 36,174,179	\$ 37,117,910
Under Contract	1	15	16	\$ 943,731	\$ 36,174,179	\$ 37,117,910
# of Projects Started	0	15	15	\$ -	\$ 34,631,640	\$ 34,631,640
# of Projects Fully Drawn	0	15	15	\$ -	\$ 34,631,640	\$ 34,631,640

* Village on Redwood is split between A1 and A2; it is counted in the A1 table.

**The dollars awarded this month represents only the A3 portion of the Coffman Project. The balance is counted in A1.

2nd and 3rd Allocation Comments

- Habitat for Humanity’s Mission Homestead has received its final payment and is under construction.
- Following completion of corrective actions for the monitorings of the following projects, these contracts will move forward to project closeout: Oakridge Senior, Village on Horsetooth, Crisman Apartments, and The Suites Apartments.

Housing New Construction - Lyons

\$4 million has been transferred from the Boulder County Collaborative to the Division of Housing in order to facilitate Housing New Construction projects within the Town of Lyons, and following the RFP process Summit Development Group (Summit) was selected to construct Lyons Valley Townhomes, a multi-family rental project. They currently have under contract both the proposed multi-family zoned site, and 19 adjacent single family lots, providing space for 21 attached units, and 19 single family units, all of which will serve LMI households. The project site plan was approved by the Town Planning Department this month, and is currently in the appeal process, which should be completed in early April. Following approval of the final budget, and confirmation that the site plan approval appeal did not result in any further delays, the project will go to contract and anticipates closing on the land purchase in late spring/early summer 2020.

A2 and A3 Housing New Construction Detail									
Applicant	Project Name	County	Sub-Program	Award	Monthly Expenditures	Expenditures to Date	% Expended	Remaining Balance	# Units Completed
Solvera Advisors	Crisman Apartments	Boulder	Multi-Family	\$ 3,700,000	\$ -	\$ 3,700,000	100%	\$ -	58
Summit Housing Group	Centennial Park Apartments	Boulder	Multi-Family	\$ 4,000,000	\$ -	\$ 4,000,000	100%	\$ -	73
Element Properties	Trinity Commons	Boulder	Multi-Family	\$ 883,097	\$ -	\$ 883,097	100%	\$ -	9
McDermott Properties	Oakridge Senior	Larimer	Multi-Family	\$ 1,727,695	\$ -	\$ 1,727,695	100%	\$ -	57
Fort Collins Housing Authority	Village on Redwood*	Larimer	Multi-Family	\$ 1,898,111	\$ -	\$ 1,898,111	100%	\$ -	37
Steele Greeley T-Bone LLC	Porter House	Weld	Multi-Family	\$ 4,000,000	\$ -	\$ 4,000,000	100%	\$ -	51
Town of Windsor	Windsor Meadows II	Weld	Multi-Family	\$ 2,900,000	\$ -	\$ 2,900,000	100%	\$ -	36
Archdiocesan Housing	Guadalupe Apartments	Weld	Multi-Family	\$ 3,500,000	\$ -	\$ 3,500,000	100%	\$ -	24
Habitat for Humanity Colorado **	Project ReBuild	Statewide	Single-Family	\$ 1,999,889	\$ -	\$ 1,999,889	100%	\$ -	28
Palo Park Community	Palo Park	Boulder	Multi-Family	\$ 999,822		\$ 999,822	100%	\$ -	18
The Suites Apartments	The Suites Apartments	Boulder	Multi-Family	\$ 200,000	\$ -	\$ 200,000	100%	\$ -	42
Peakview Trails ***	Peakview Trails	Weld	Multi-Family	\$ 3,423,026		\$ 3,423,026	100%	\$ -	49
Village on Horsetooth	Village on Horsetooth	Larimer	Multi-Family	\$ 2,000,000	\$ -	\$ 2,000,000	100%	\$ -	49
Commonwealth Development	Mission Village of Evans	Weld	Multi-Family	\$ 2,000,000	\$ -	\$ 2,000,000	100%	\$ -	
Habitat for Humanity Colorado	Mission Homestead of Evans	Weld	Single-Family	\$ 1,100,000	\$ -	\$ 1,100,000	100%	\$ -	
Boulder County Housing Authority	Coffman Street Redevelopment****	Boulder	Multi-Family	\$ 943,731	\$ -	\$ -	0%		
		Total	16	\$ 35,275,371	\$ -	\$ 34,331,640	100%	\$ -	531

* Note: \$3.1 million that was previously unawarded in A2 table was awarded in November 2018, Mission Village of Evans, and Mission Homestead.

(Place holder for future project - Trailside Manor Apartments) – Funds were de-obligated from a project that was unable to proceed within the CDBG-DR timeline, and are reserved within the Housing New Construction Program for a potential future project to serve the El Paso County community, and thus the funds remain reflected in this table.

* Fort Collins Housing Authority – Village on Redwood award and expenditures are split between allocation 1 and allocation 2 to fill the final gap in the expenditures for the allocation 1 deadline.

** Habitat For Humanity project rebuild – Split across round 1 and round 2

*** Peakview Trails – Contract was for \$3,500,000, the difference of \$76,973 was paid out of Program Income

****The majority of Coffman Street is funded through Round 1 funding. The amount shown only represents the A3 amount. Performance will be counted in Round 1.

The total allocation in this table does not match the total allocation in table one due to funding set aside for Boulder County Replacement Housing for The Town of Lyons.

Requirement to Most Impacted Counties

Jurisdiction	Number of Projects	Dollar Amount Awarded	Percent Awarded to Jurisdiction	Dollar Amount Expended	Percent Expended in Jurisdiction
Boulder County	9	\$ 18,632,869	35%	\$ 18,632,869	36%
Larimer County	5	\$ 10,133,964	19%	\$ 13,033,964	25%
Weld County	5	\$ 17,750,000	33%	\$ 14,773,026	28%
Multiple	3	\$ 7,095,638	13%	\$ 5,999,889	11%
Total	22	\$ 53,612,471	100%	\$ 52,439,748	100%

Source: DRGR Financial Report 3

Note: Multiple represents one project awarded in El Paso County and the Habitat for Humanity projects awarded (one in A1 and one in A2) to work statewide including the 3 most impacted counties. Of the 93 units Habitat has planned using CDBG-DR funds; to date only two homes are planned in an impacted county other than Boulder, Larimer, or Weld.

Requirement to serve Low and Moderate Income Households

National Objective	Dollar Amount Awarded	Percent Awarded	Dollar Amount Expended	Percent Expended
Low and Moderate Income	\$ 50,512,582	94%	\$ 52,119,801	99%
Urgent Need or Slum and Blight	\$ 3,099,889	6%	\$ 319,948	1%
Total	\$ 53,612,471	100%	\$ 52,439,748	100%

Source: DRGR Financial Report 3

Notes: Breakout of awarded amounts by LMI objective include 100% of all Multi-family Rental Housing Construction and 75% of funds awarded to Habitat for Humanity; Housing Construction programs are required to have 98% of their funding go to projects that serve LMI households.

Submitted by: Adam Brisnehan and Alison O’Kelly, 04/06/2020

Program: Recovery Colorado Infrastructure

Agency: Division of Homeland Security and Emergency Management

Infrastructure Summary							
Allocation	Allocation Amount	DRGR Obligated	% Obligated	Monthly Expenditures	Expenditures to Date	% Expended	Remaining Balance
1st Allocation	\$21,067,600	\$ 21,067,600	100%	\$ -	\$ 21,067,600	100%	\$ -
2nd Allocation	\$33,305,500	\$33,305,500	100%	\$ -	\$33,305,500	100%	\$ -
3rd Allocation	\$15,488,627	\$ 15,162,667	98%	\$ 405,700	\$ 6,238,624	40%	\$ 9,250,003
Total	\$69,861,727	\$ 69,535,767	100%	\$ 405,700	\$ 60,611,724	87%	\$ 9,250,003

*Includes project delivery expenses.

Summary Narrative

- The 1st and 2nd Allocations are expended.
- For the 3rd Allocation, DHSEM is working with the sub-recipients with regards to budgets, the environmental review process and grant agreements. Two projects are pending grant agreement execution due to pending FEMA PA environmental review.

Projects Completed This Month:

Project #	Project Name	Project Budget*
16-014	Manitou Springs Raw Water Pipeline at French Creek	\$117,258
BEM-03	Reconstruction of Meadow Dam	\$104,860
LAR-05	Replacement Bridge 19e (Loveland)	\$42,599
UTS-02	Upper Thompson Sanitation District – River Crossing Repair	\$14,314.83

1st Allocation – Infrastructure Program (\$21,067,600)

1st Allocation Comments

- Allocation 1 funding is complete; all projects are closed.
- 18 local governments received \$21,000,000 for 44 projects.
- The dollar amount in the projects previously under contract includes \$6,367,704.97 of reimbursements to DHSEM. This money will be used to help other grantees that were affected by the 2013 Disaster through contracts written by DHSEM.

A1 Infrastructure Detail						
Applicant	# of Projects	Total Award	Monthly Expenditures	Expenditures to Date	% Expended	Remaining Balance
Aurora Housing Authority	1	\$ 2,115	\$ -	\$ 2,115	100%	\$ -
City of Boulder	1	\$ 500,000	\$ -	\$ 500,000	100%	\$ -
Boulder County	2	\$ 1,787,343	\$ -	\$ 1,787,343	100%	\$ -
El Paso County	2	\$ 92,240	\$ -	\$ 92,240	100%	\$ -
Estes Park, Town of	4	\$ 563,369	\$ -	\$ 563,369	100%	\$ -
Estes Valley Recreation & Park District	2	\$ 6,281	\$ -	\$ 6,281	100%	\$ -
Evans, City of	6	\$ 111,532	\$ -	\$ 111,532	100%	\$ -
Frederick, Town of	2	\$ 457,630	\$ -	\$ 457,630	100%	\$ -
Jamestown, Town of	2	\$ 732,408	\$ -	\$ 732,408	100%	\$ -
Larimer County	3	\$ 2,849,477	\$ -	\$ 2,849,477	100%	\$ -
Longmont, City of (BCC)	1	\$ 821,976	\$ -	\$ 821,976	100%	\$ -
Loveland, City of	2	\$ 172,239	\$ -	\$ 172,239	100%	\$ -
Lyons, Town of	3	\$ 2,671,428	\$ -	\$ 2,671,428	100%	\$ -
Manitou Springs, City of	4	\$ 506,445	\$ -	\$ 506,445	100%	\$ -
Milliken, Town of	1	\$ 7,731	\$ -	\$ 7,731	100%	\$ -
Nederland, Town of	2	\$ 63,953	\$ -	\$ 63,953	100%	\$ -
Upper Thompson Sanitation District	5	\$ 1,054,916	\$ -	\$ 1,054,916	100%	\$ -
Windsor, Town of	1	\$ 1,371,591	\$ -	\$ 1,371,591	100%	\$ -
DHSEM Projects	30	\$ 6,367,705	\$ -	\$ 6,367,705	100%	\$ -
Total	74	\$ 20,140,379	\$ -	\$ 20,140,379	100%	\$ -
	LMI projects					
*Project Delivery in the amount of \$927,221 is not included in totals						

Note: The following projects will get DHSEM contracts: City of Colorado Springs – two projects; City of Louisville; Town of Estes Park; Town of Frederick; Town of Jamestown; Town of Lyons; Larimer County and Weld County. These contracts will receive funding from the \$6,367,704.97 in reimbursements to DHSEM. The list above reflects de-obligations that have taken place.

2nd Allocation & 3rd Allocation (\$48,794,127) – Infrastructure Program

Infrastructure (\$49.5M)	Count			Dollar Amount		
	This Month	Previous	Cumulative	This Month	Previous	Cumulative
Projects Awarded	0	32	32	\$ -	\$ 48,538,266	\$ 48,538,266
Projects Under Contract	0	30	30	\$ -	\$ 45,004,750	\$ 45,004,750
# Projects Started (first draw)*	0	32	32	\$ 405,700	\$ 39,138,424	\$ 39,544,124
# Projects Completed (fully drawn)	0	24	24	\$ 236,433	\$ 32,342,118	\$ 32,578,551
*Includes completed projects						

Notes: Due to the HUD requirement to allocate project delivery across activities in the DRGR, we have two projects that have draws for project delivery prior to the actual execution of the contract.

2nd and 3rd Allocation Comments

- McKay Condemned Blight Property Project was de-obligated and removed from the detail list.
- DHSEM is providing technical assistance to sub-recipients with the followings topics: Procurement, Davis Bacon and Section 3 compliance.
- The CR44H and the CR47 road projects in Larimer County are awaiting final environmental clearance prior to contract.
- There are only 2 of 30 contracted projects remaining in construction. All other projects have completed construction and all but six projects are fully drawn. DHSEM is completing final reimbursements and close out.

A2 & A3 Infrastructure Detail							
Applicant	Project Name	County	Total Award	Monthly Expend	Expenditures to Date	% Expended	Remaining Balance
Adams County	Kenwood-Dahlia Outfall 16-005	Adams	\$ 2,959,646	\$ -	\$ 2,959,646	100%	\$ -
Big Elk Meadows	Big Elk Meadows Dam Reconstruction - 25% FEMA Match 16-001	Larimer	\$ 858,913	\$ -	\$ 858,913	100%	\$ -
Big Elk Meadows	Restoration, Rehabilitation, and Management of Raw Water Sources BEM-02	Larimer	\$ 632,058	\$ 14,351	\$ 550,598	87%	\$ 81,460
Big Elk Meadows	Big Elk Meadows Reconstruction of Meadow Dam BEM-03	Larimer	\$ 1,361,961	\$ 104,860	\$ 1,361,961	100%	\$ -
CCCWP	Coal Creek Canyon - Beaver Creek at Twin Spruce Gap 16-009	Jefferson	\$ 1,346,737	\$ -	\$ 1,346,737	100%	\$ -
City & County of Denver	Sanderson Gulch Reach 1 Improvements CCD-01	Denver	\$ 897,554	\$ -	\$ 897,554	100%	\$ -
City of Evans	Riverside Park Floodplain Restoration 16-004	Weld	\$ 6,377,260	\$ -	\$ 6,377,260	100%	\$ -
City of Loveland	Railroad Ave LOV-03	Larimer	\$ 462,428	\$ -	\$ 462,428	100%	\$ -
City of Loveland	Wilson Ave. Flood Mitigation LOV-04	Larimer	\$ 3,735,422	\$ -	\$ 3,735,422	100%	\$ -
City of Manitou Springs	Manitou Springs Storm Drainage Culvert Extension Manitou Ave, El Monte Place 16-017	El Paso	\$ 218,365	\$ -	\$ 218,365	100%	\$ -
City of Manitou Springs	Manitou Springs Water Main - Fire Protection Peakview Subdivision 16-007	El Paso	\$ 531,974	\$ -	\$ 531,974	100%	\$ -
City of Manitou Springs	Manitou Springs Raw Water Pipeline from French Creek to Treatment Plant 16-014	El Paso	\$ 3,375,300	\$ 117,258	\$ 3,375,300	100%	\$ -
City of Manitou Springs	Manitou Springs Williams Canyon Phase III 16-008	El Paso	\$ 828,385	\$ -	\$ 828,385	100%	\$ -
El Paso County	Chipita Park Road ELP-01	El Paso	\$ 1,249,869	\$ 48,519	\$ 1,249,263	100%	\$ 606
El Paso County	Black Forst ELP-04	El Paso	\$ 812,317	\$ -	\$ 22,317	3%	\$ 790,000
El Paso County	Fountain Creek ELP-02	El Paso	\$ 4,928,040	\$ 63,799	\$ 1,737,770	35%	\$ 3,190,270
Larimer County	CR 47 Permanent Repairs LAR-01	Larimer	\$ 944,895	\$ -	\$ 2,400	0%	\$ 942,494
Larimer County	Fish Creek Connectors (FHWA) 16-010	Larimer	\$ 919,700	\$ -	\$ 919,700	100%	\$ -
Larimer County	Replacement of Bridge No. LR19E-0.5-20 LAR-05	Larimer	\$ 3,104,552	\$ 42,599	\$ 3,060,837	99%	\$ 43,715
Larimer County	CR 29, 31D, 22H and West Creek Repairs 16-003	Larimer	\$ 1,611,710	\$ -	\$ 1,611,710	100%	\$ -
Larimer County	CR 44H Permanent Repairs LAR-10	Larimer	\$ 488,029	\$ -	\$ 2,758	1%	\$ 485,271
Larimer County	Stagecoach Crossing 16-016	Larimer	\$ 805,273	\$ -	\$ 805,273	100%	\$ -
Town of Estes Park	FHWA Cost Share Support Fish Creek Corridor Project 16-011	Larimer	\$ 504,183	\$ -	\$ 504,183	100%	\$ -
Town of Estes Park	FEMA PA PW#43 Cost Share Support Fish Creek Corridor Project 16-012	Larimer	\$ 146,731	\$ -	\$ 146,731	100%	\$ -
Town of Estes Park	FEMA PA PW#195 Cost Share Support Fish Creek Corridor Project 16-013	Larimer	\$ 241,889	\$ -	\$ 241,889	100%	\$ -
Town of Estes Park	Moraine Avenue Bridge Replacement 16-002	Larimer	\$ 2,548,954	\$ -	\$ 2,548,954	100%	\$ -
City of Colorado Springs	Manitou Incline Corridor Reconstruction CCS-01	El Paso	\$ 1,962,557	\$ -	\$ 1,962,557	100%	\$ -
City of Manitou Springs	Manitou Springs Pavement Repair and Rehab MAN-06	El Paso	\$ 156,332	\$ -	\$ 156,332	100%	\$ -
Coal Creek Canyon	Reach 8 Community Center Crossings CWP-02	Jefferson	\$ 280,713	\$ -	\$ 280,713	100%	\$ -
Larimer County	County Road 44H LAR-12	Larimer	\$ 2,100,593	\$ -	\$ 268	0%	\$ 2,100,325
Upper Thompson	River Crossing Repair UTS-02	Larimer	\$ 268,071	\$ 14,315	\$ 268,071	100%	\$ -
Upper Thompson	Fall River Sanitary Sewer River Repair UTS-01	Larimer	\$ 178,493	\$ -	\$ 178,493	100%	\$ -
Weld County	County Match FHWA Sites 5 53/58A WLD-01	Weld	\$ 1,699,363	\$ -	\$ 339,363	20%	\$ 1,360,000
Total			\$ 48,538,266	\$ 405,700	\$ 39,544,123.92	81%	\$ 8,994,143
	LMI projects						

Highlighted Cells – LMI Projects

Note: Table updated to reflect \$1,377,690 in project delivery allocated to projects.

Note: CR 44H Permanent Repairs and County Road 44H are the same project, but they are in two funding rounds and are represented separately.

Requirement to Most Impacted Counties

Jurisdiction	Number of Projects	Dollar Amount Awarded	Percent Awarded to Jurisdiction	Dollar Amount Expended	Percent Expended in Jurisdiction
Boulder County	19	\$ 10,553,337	15%	\$ 10,553,337	17%
Larimer County	41	\$ 27,487,125	39%	\$ 23,833,859	39%
Weld County	18	\$ 10,641,856	15%	\$ 9,281,856	15%
Multi County MIC	1	\$ 383,862	1%	\$ 383,862	1%
All Other	25	\$ 20,539,688	30%	\$ 16,558,811	27%
Total	104	\$ 69,605,866	100%	\$ 60,611,724	100%

Note: MIC means “Most Impacted Counties” which are Boulder, Larimer and Weld. Target for Most Impacted Counties is 66%.

Note: The Dollar Amount Awarded does not include project delivery, but the Dollar Amount Expended does include project delivery. Also, does not include project delivery that has not been obligated to a project.

Requirement to serve Low and Moderate Income Households

National Objective	Number of Projects	Dollar Amount Awarded	Percent Awarded	Dollar Amount Expended	Percent Expended
Low and Moderate Income	17	\$ 28,505,785	41%	\$ 21,326,203	35%
Urgent Need or Slum and Blight	87	\$ 41,100,082	59%	\$ 39,285,521	65%
Total	104	\$ 69,605,866	100%	\$ 60,611,724	100%

Note: The Dollar Amount Awarded does not include project delivery, but the Dollar Amount Expended does include project delivery. Also, does not include project delivery that has not been obligated to a project.

Submitted by Michael Haney and David Bowman 04/14/2020

Contact: Michael Haney @ michael.haney@state.co.us

Program: Watershed Resilience Pilot Program - Implementation**Agency: Division of Local Government**

Watershed Implementation Summary							
Allocation	Allocation Amount	DRGR Obligated	% Obligated	Monthly Expenditures	Expenditures to Date	% Expended	Remaining Balance
2nd Allocation*	\$ 25,187,000	\$ 25,187,000	100%	\$ -	\$ 25,187,000	100%	\$ -
3rd Allocation	\$ 5,553,374	\$ 4,966,492	89%	\$ 399,854	\$ 621,781	11%	\$ 4,931,593
Total	\$ 30,740,374	\$ 30,153,492	98%	\$ 399,854	\$ 25,808,781	84%	\$ 4,931,593

*Includes \$4.077 million for Watershed Ditch program.

Summary Narrative

The Watershed Resilience Pilot Program is a holistic program designed to align watershed restoration and risk mitigation with community and economic development goals using a collaborative, multijurisdictional, coalition-of-partners approach. The project implementation funds address long-term catalytic watershed system improvements that build resilience in watersheds that sustained damage from recent federally-declared flood and fire disasters. The Colorado Department of Local Affairs (DOLA), Division of Local Government (DLG) administers these competitive grant funds.

Projects Completed This Month: (Put N/A if none)

Project #	Project Name	Project Budget*
WI18-111	CPRW - Increasing Resilience to Wildfires	\$262,888

Watershed Resilience - Implementation**2nd Allocation and 3rd Allocation (\$30,740,374).**

Watershed (\$30.7M)	Count			Dollar Amount		
	This Month	Previous	Cumulative	This Month	Previous	Cumulative
Applications Received	0	82	82	\$0	\$75,369,175	\$75,369,175
Projects Awarded	0	38	38	\$0	\$29,708,153	\$29,708,153
Projects under Contract	0	38	38	\$0	\$29,597,506	\$29,597,506
# Projects Started (first draw)	1	36	37	\$399,854	\$24,877,682	\$25,277,536
# Projects Completed	1	31	32	\$7,945	\$22,515,979	\$22,523,924

Note: This table reflects adjustments and de-obligations in awarded and contract amounts.

Watershed Implementation:

- The program closed WI18-111 Coalition for the Poudre River Watershed Increasing Resilience to Wildfires on March 16th.

A2 Watershed Resilience Detail - Implementation Grants									
Applicant	Project Name	County	Award	Monthly Expenditures	Expenditures to Date	% Expended	Remaining Balance	Projects Complete	
Boulder County	Longmont Dam Road & Stream Integration & Restoration 15-118	Boulder	\$131,411	\$0	\$131,411	100%	\$0	1	
City of Longmont	Aquatic Environment Rehab of North St. Vrain Creek 15-120	Boulder	\$131,307	\$0	\$131,307	100%	\$0	1	
Lefthand Watershed Oversight Group	Left Hand Creek Reach 3b Resilience & Flood Mitigation 15-111	Boulder	\$298,739	\$0	\$298,739	100%	\$0	1	
Lefthand Watershed Oversight Group	Left Hand Creek River Restoration in 3 Reaches 17-106	Boulder	\$1,952,333	\$0	\$1,952,333	100%	\$0	1	
Lefthand Watershed Oversight Group	Restoration at 63rd Street Extension 17-107	Boulder	\$450,000	\$0	\$450,000	100%	\$0	1	
Lefthand Watershed Oversight Group	Building a Legacy in Left Hand Creek 18-101	Boulder	\$2,008,000	\$254,884	\$1,505,297	75%	\$502,703		
Fourmile Watershed Coalition	Logan Mill & Fourmile Bank Stabilization 15-105	Boulder	\$301,162	\$0	\$301,162	100%	\$0	1	
Fourmile Watershed Coalition	Restoration at Black Swan 17-101	Boulder	\$1,121,947	\$0	\$1,121,947	100%	\$0	1	
Fourmile Watershed Coalition	Wall Street & Ingram Gulch 17-103	Boulder	\$616,399	\$0	\$616,399	100%	\$0	1	
Fourmile Watershed Coalition	Ingram Gulch Legacy Project 18-100	Boulder	\$1,237,754	\$101,209	\$162,245	13%	\$1,075,509		
Big Thompson Watershed Coalition	Big Thompson River Implementation Project 15-100	Larimer	\$296,761	\$0	\$296,761	100%	\$0	1	
Big Thompson Watershed Coalition	Restoration at Cedar Cove, Jasper Lake, & Waltonia 17-113	Larimer	\$442,751	\$0	\$442,751	100%	\$0	1	
Big Thompson Watershed Coalition	Restoration in Reaches 30 & 31 18-109	Larimer	\$3,505,375	\$0	\$3,505,375	100%	\$0	1	
Big Thompson Watershed Coalition	Restoration in Reache 28 18-108	Larimer	\$1,169,830	\$0	\$1,169,830	100%	\$0	1	
Coal Creek Canyon Watershed Partnership	Upstream Expansion of Twin Spruce Junction 15-101	Jefferson	\$299,430	\$0	\$299,430	100%	\$0	1	
Coal Creek Canyon Watershed Partnership	Coal Creek Stream Restoration in Reaches in 4 & 5 17-123	Jefferson	\$275,040	\$0	\$275,040	100%	\$0	1	
Coal Creek Canyon Watershed Partnership	Coal Creek Stream Restoration in Reach 8 18-121	Jefferson	\$1,233,013	\$0	\$1,233,013	100%	\$0	1	
Estes Valley Watershed Coalition	Morten Reach 15-102	Larimer	\$300,000	\$0	\$300,000	100%	\$0	1	
Estes Valley Watershed Coalition	Fall River Restoration at Elkhorn & Fawn Valley 17-117	Larimer	\$466,097	\$0	\$466,097	100%	\$0	1	
Estes Valley Watershed Coalition	Fish Creek River Restoration at Cheley Camp 17-118	Larimer	\$200,000	\$0	\$200,000	100%	\$0	1	
Little Thompson Watershed Coalition	Little Thompson Implementation 15-113	Larimer	\$299,021	\$0	\$299,021	100%	\$0	1	
St. Vrain Creek Coalition	Apple Valley North River Restoration 17-108	Boulder	\$386,823	\$0	\$386,823	100%	\$0	1	
St. Vrain Creek Coalition	McConnell Project 18-105	Boulder	\$205,687	\$0	\$205,687	100%	\$0	1	
Town of Lyons	South St. Vrain SSV3 Creek Restoration 17-109	Boulder	\$102,706	\$0	\$102,706	100%	\$0	1	
City of Loveland	Viestenz-Smith Mountain Park Restoration & Resiliency 17-114	Larimer	\$499,672	\$0	\$499,672	100%	\$0	1	
Larimer County	Restoration at Stagecoach Road Bridge 17-119	Larimer	\$340,087	\$0	\$340,087	100%	\$0	1	
Larimer County	Lower Poudre River Restoration at River Bluffs 18-112	Larimer	\$974,028	\$0	\$974,028	100%	\$0	1	
Dave Miller Ditch Company	Ditch Repair 18-102	Boulder	\$328,000	\$0	\$274,449	84%	\$53,551		
New Hinman Ditch Co	Ditch Repair 18-104	Boulder	\$4,690	\$0	\$4,690	100%	\$0	1	
Boulder & Larimer County Irrigating	Ditch Sediment Transport Improvements 18-114	Boulder	\$576,020	\$29,073	\$566,732	98%	\$9,288	1	
Big Thompson Watershed Coalition	Rist-Goss Ditch Improvements 18-110	Larimer	\$1,645,200	\$0	\$1,645,200	100%	\$0	1	
Coalition for the Poudre River Watershed	Increasing Resilience to Wildfires 18-111	Larimer	\$238,145	\$7,945	\$238,145	100%	\$0		
Coalition for the Poudre River Watershed	Godfrey Ditch Restoration 19-100	Weld	\$2,485,662	\$6,744	\$6,744	0%	\$2,478,918		
Osborn & Caywood Ditch Co	Ditch Sediment Transport Improvements 18-116	Larimer	\$896,413	\$0	\$896,413	100%	\$0	1	
Middle South Platte River Alliance	Godfrey Ditch Diversion 18-118	Weld	\$476,738	\$0	\$476,738	100%	\$0	1	
Middle South Platte River Alliance	Latham Ditch Diversion Reconstruction 18-119	Weld	\$3,357,062	\$0	\$3,357,062	100%	\$0	1	
Fourmile Fire Protection District	Golden Eagle Mine Restoration 19-300	Boulder	\$200,000	\$0	\$0	0%	\$200,000		
Colorado Department of Transportation	US 34 17-000	Larimer	\$144,200	\$0	\$144,200	100%	\$0	1	
Total		38	\$29,597,506	\$399,854	\$25,277,536	85%	\$4,319,969	32	

Requirement to Most Impacted Counties

Jurisdiction	Number of Projects	Dollar Amount Awarded	Percent Awarded to Jurisdiction	Dollar Amount Expended	Percent Expended in Jurisdiction
Boulder County	17	\$ 10,052,980	34%	\$ 8,211,929	32%
Larimer County	15	\$ 1,807,483	6%	\$ 11,417,581	45%
Weld County	3	\$ 11,417,581	39%	\$ 3,840,543	15%
All Other*	3	\$ 6,319,462	21%	\$ 1,807,484	7%
Statewide*	0		0%		0%
Total	38	\$ 29,597,506	100%	\$ 25,277,536	100%

*Correction: Moved project delivery dollar amount expended to Statewide from All Other.

Requirement to serve Low and Moderate Income Households

National Objective	Number of Projects	Dollar Amount Awarded	Percent Awarded	Dollar Amount Expended	Percent Expended
Low and Moderate Income	6	\$ 8,660,886	29%	\$ 8,651,588	34%
Urgent Need or Slum and Blight	32	\$ 20,936,620	71%	\$ 16,625,948	66%
Total	38	\$ 29,597,506	100%	\$ 25,277,537	100%

*\$30,836 added to UN for the Crane Associates expense.

Submitted by Rebecca Ballast, Resilience Planning and Watershed Resilience Pilot Program Manager 04/07/2020.

Program: Watershed Resilience Pilot Program - Capacity**Agency: Division of Local Government**

Watershed Capacity Summary							
Allocation	Allocation Amount	DRGR Obligated	% Obligated	Monthly Expenditures	Expenditures to Date	% Expended	Remaining Balance
2nd Allocation	\$ 4,912,948	\$ 4,912,948	100%	\$ -	\$ 4,912,948	100%	\$ -
3rd Allocation	\$ 488,473	\$ 417,893	86%	\$ -	\$ 374,815	77%	\$ 113,658
Total	\$ 5,401,421	\$ 5,330,841	99%	\$ -	\$ 5,287,763	98%	\$ 113,658

Summary Narrative

No new applications are being accepted for the Watershed Program.

The Watershed Resilience Pilot Program is a holistic program designed to align watershed restoration and risk mitigation with community and economic development goals using a collaborative, multijurisdictional, coalition-of-partners approach. The capacity building funds support collaborative, resilient projects through watershed coalition staffing that builds resilience in watersheds that sustained damage from recent federally-declared flood and fire disasters.

Comments

As of March 31, 2020 there is only one remaining open project, Crane Associates, for Technical Assistance.

Projects Completed This Month: (Put N/A if none)

N/A

Watershed Capacity Program March 2020

Watershed Resilience Capacity Building Detail								
Applicant	Project Name	County	Award	Monthly Expenditures	Expenditures to Date	% Expended	Remaining Balance	# Projects Complete
Coalitions and Collaboratives	Big Thompson Watershed Coalition Staff (2) 15-001	Larimer	\$67,657	\$0	\$67,657	100%	\$0	1
The Environmental Group	Coal Creek Canyon Watershed	Jefferson	\$386,657	\$0	\$386,657	100%	\$0	1
Coalition for the Poudre River Watershed	Staff (2) 15-003	Larimer	\$297,645	\$0	\$297,645	100%	\$0	1
El Paso County Regional Watershed Collaborative	Staff 15-004	El Paso	\$62,512	\$0	\$62,512	100%	\$0	1
Estes Valley Watershed Coalition	Staff 15-005	Larimer	\$435,509	\$0	\$435,509	100%	\$0	1
Four Mile Fire Protection	Fourmile Watershed Coalition Staff (2) 15-006	Boulder	\$322,065	\$0	\$322,065	100%	\$0	1
Lefthand Watershed Oversight Group	Staff (2) 15-007	Boulder	\$514,810	\$0	\$514,810	100%	\$0	1
Coalitions and Collaboratives	Little Thompson Watershed Coalition Staff (2) 15-008	Larimer	\$47,611	\$0	\$47,611	100%	\$0	1
City of Evans	Middle South Platte River Alliance Staff 15-009	Weld	\$258,999	\$0	\$258,999	100%	\$0	1
Boulder County	St. Vrain Creek Coalition Staff (2) 15-010	Boulder	\$457,580	\$0	\$457,580	100%	\$0	1
Big Thompson Watershed Coalition	Staff (2) 15-011	Larimer	\$390,133	\$0	\$390,133	100%	\$0	1
Little Thompson Watershed Coalition	Staff (2) 15-012	Larimer	\$346,912	\$0	\$346,912	100%	\$0	1
Crane Associates	Technical Assistance 16-001	Statewide	\$400,258	\$0	\$380,805	95%	\$19,453	
Coalitions and Collaboratives	Technical Assistance* 00-000	Statewide	\$240,607	\$0	\$240,607	100%	\$0	
Hagerty	Compliance 17-001	Statewide	\$340,173	\$0	\$316,548	93%	\$23,625	
Crane Associates	Technical Assistance 17-005	Statewide	\$160,000	\$0	\$160,000	100%	\$0	1
Big Thompson Watershed Coalition	Staff 18-001	Larimer	\$70,000	\$0	\$70,000	100%	\$0	1
Coal Creek Canyon Watershed Partnership	Staff 18-002	Jefferson	\$3,435	\$0	\$3,435	100%	\$0	1
Coalition for the Poudre River Watershed	Staff 18-003	Larimer	\$70,974	\$0	\$70,974	100%	\$0	1
Four Mile Fire Protection	Staff 18-004	Boulder	\$61,723	\$0	\$61,723	100%	\$0	1
Lefthand Watershed Oversight Group	Staff 18-005	Boulder	\$69,988	\$0	\$69,988	100%	\$0	1
Middle South Platte River Alliance	Staff 18-006	Weld	\$60,000	\$0	\$60,000	100%	\$0	1
Total		22	\$5,065,247	\$0	\$5,022,168	99%	\$43,078	19

Note: Table above does not include \$265,595 in project delivery expenditures.

Requirement to Most Impacted Counties

Jurisdiction	Number of Projects	Dollar Amount Awarded	Percent Awarded to Jurisdiction	Dollar Amount Expended	Percent Expended in Jurisdiction
Boulder County	5	\$ 1,426,166	28%	\$ 1,426,166	28%
Larimer County	8	\$ 1,726,440	34%	\$ 1,726,440	34%
Weld County	2	\$ 318,999	6%	\$ 318,999	6%
All Other	3	\$ 452,604	9%	\$ 452,604	9%
Statewide	5	\$ 1,141,038	23%	\$ 1,097,960	22%
Total	23	\$ 5,065,247	100%	\$ 5,022,168	100%

Note: Capacity Building projects do not count for or against the LMI targets.

Note: Dollar amount expended in Statewide category includes project delivery charges which is above the competitive grant award total.

Submitted by: Rebecca Ballast, Resilience Planning and Watershed Resilience Pilot Program Manager on 04/07/2020.

Program: Resilience Planning

Agency: Division of Local Government

Resilience Planning Program Summary							
Allocation	Allocated Amount	DRGR Obligated	% Obligated	Monthly Expenditures	Expenditures to Date	% Expended	Remaining Balance
1st Allocation	\$1,000,000	\$1,000,000	100%	\$0	\$1,000,000	100%	\$0
2nd & 3rd Allocations	\$14,485,527	\$14,323,849	99%	\$0	\$14,323,849	99%	\$161,678
Resiliency Partnership	\$750,000	\$736,501	98%	\$0	\$736,501	98%	\$13,499
Colo. Recovery Office	\$250,000	\$250,000	100%	\$1,891	\$1,891	1%	\$248,110
Total	\$16,485,527	\$16,310,350	99%	\$1,891	\$16,062,240	97%	\$423,286

Note: An additional \$100,000 will be provided for CRO programs through unused funds from other planning projects.

Narratives

The Resilience Planning Program provides resources for both planning grants and capacity building grants to local governments and watershed coalitions. The program also funds state-directed planning efforts. Of the total allocation of \$16,485,527 over 16 million dollars has been expended.

Comments

- Activities including wrap-up and closure of the majority of the Resilience Planning Program will continue through the spring of 2020. Additional funding is being provided to the Program to assist with Colorado Recovery Office efforts. This will extend the timeframe of the Resilience Planning program into late 2020 or early 2021.

Projects Completed This Month: (Put N/A if none)

N/A

1st Allocation - Resilience Planning Summary (\$1,000,000)

A1 Resilience Planning Detail - This round is closed.							
Applicant	Project Name	County	Award	Monthly Expenditures	Expenditures to Date	% Expended	Remaining Balance
Boulder County	Floodplain Permitting Specialist 14-001	Boulder	\$100,000	\$0	\$100,000	100%	\$ -
Boulder County	Comprehensive Creek Planning Initiatives 14-002	Boulder	\$85,475	\$0	\$85,475	100%	\$ -
City of Boulder	West Fourmile - Canyon Creek Annexation Study 14-003	Boulder	\$75,625	\$0	\$75,625	100%	\$ -
City of Longmont	Comp Plan and Code Updates for Mobile Homes 14-004	Boulder	\$100,000	\$0	\$100,000	100%	\$ -
City of Longmont	Unmet Needs Assessment* 15-054	Boulder	\$46,058	\$0	\$46,058	100%	\$ -
Town of Milliken	Comprehensive Plan and Disaster Resiliency Update 14-005	Weld	\$79,967	\$0	\$79,967	100%	\$ -
City of Evans	Long Range Planner 14-007	Weld	\$89,840	\$0	\$89,840	100%	\$ -
Town of Lyons	Housing Site Analysis Study 14-009	Boulder	\$135,315	\$0	\$135,315	100%	\$ -
Town of Lyons	Facility Siting Plan and Municipal Campus Feasibility 14-010	Boulder	\$52,618	\$0	\$52,618	100%	\$ -
Town of Estes Park	Fish Creek Master Plan 14-013	Larimer	\$58,303	\$0	\$58,303	100%	\$ -
Town of Jamestown	Hazard, Land Use and Housing Analysis 14-014	Boulder	\$80,000	\$0	\$80,000	100%	\$ -
Crane Associates	Technical Assistance 00-000	Statewide	\$24,000	\$0	\$24,000	100%	\$ -
Atomic 20	CRRO Planning Support 00-000	Statewide	\$72,800	\$0	\$72,800	100%	\$ -
TOTAL			\$1,000,000	\$0	\$1,000,000	100%	\$0

*A2 expenditures moved to A1 funding.

2nd & 3rd Allocations - Resilience Planning Summary (\$14,485,527)

A2 & A3 Combined Allocations - Resilience Planning Detail							
Applicant	Project Name	County	Award	Monthly Expenditures	Expenditures to Date	% Expended	Remaining Balance
Boulder County	BOCO Strong Community Resilience Building 15-019	Boulder	\$282,125	\$0	\$282,125	100%	\$0
Boulder County	Staffing (7) 15-020	Boulder	\$899,138	\$0	\$899,138	100%	\$0
Boulder County	Planning (3) 15-021	Boulder	\$990,018	\$0	\$990,018	100%	\$0
Boulder County	James-Little James-Geer Restoration & Design 15-072	Boulder	\$121,022	\$0	\$121,022	100%	\$0
Boulder County	Recovery Staff (2) 16-002	Boulder	\$194,711	\$0	\$194,711	100%	\$0
Boulder County	Recovery Planning (3) 16-004 amended	Boulder	\$224,733	\$0	\$224,733	100%	\$0
City of Boulder	Home Recovery & Resilience Assessments 16-001	Boulder	\$206,099	\$0	\$206,099	100%	\$0
City of Boulder	Open Space Wildlife Technician 15-058	Boulder	\$74,296	\$0	\$74,296	100%	\$0
City of Longmont	Resiliency for All 16-012	Boulder	\$51,233	\$0	\$51,233	100%	\$0
City of Longmont	Staff (3) 15-052	Boulder	\$320,832	\$0	\$320,832	100%	\$0
City of Longmont	Plan 15-053	Boulder	\$124,680	\$0	\$124,680	100%	\$0
City of Longmont	Unmet Needs Assessment 15-054	Boulder	\$110,355	\$0	\$110,355	100%	\$0
The Environmental Group	Coal Creek Canyon Plan for Reach 8 15-084 Amended	Boulder	\$315,927	\$0	\$315,927	100%	\$0
Four Mile Water Protection District	Ingram Gulch Planning 16-016a, Resilient Culvert & Small Crossing Program/Handbook 16-016b	Boulder	\$310,760	\$0	\$310,760	100%	\$0
Lefthand Watershed Oversight Group	Regional Stream Recovery and Stewardship Handbook 16-015 amended	Boulder	\$311,479	\$0	\$311,479	100%	\$0
Lefthand Watershed Oversight Group	James Creek Restoration & Design 15-088	Boulder	\$142,750	\$0	\$142,750	100%	\$0
Rocky Mountain Climate Organization	Larimer-Boulder Resilience Project 15-087 Amended	Boulder	\$57,300	\$0	\$57,300	100%	\$0
St. Vrain Creek Coalition	Plan for Apple Valley 16-020	Boulder	\$285,000	\$0	\$285,000	100%	\$0
Town of Jamestown	Drainage & Stormwater Plan 16-013	Boulder	\$99,650	\$0	\$99,650	100%	\$0
Town of Lyons	Flood Recovery Planning (2) 16-009	Boulder	\$176,731	\$0	\$176,731	100%	\$0

Resilience Planning – March 2020

Applicant	Project Name	County	Award	Monthly Expenditures	Expenditures to Date	% Expended	Remaining Balance
Town of Lyons	Staff (3) 15-043	Boulder	\$245,221	\$0	\$245,221	100%	\$0
Town of Lyons	Planning (2) 15-044	Boulder	\$285,957	\$0	\$285,957	100%	\$0
Black Forest Together	CWPP15-083, 15-083B	El Paso	\$20,000	\$0	\$20,000	100%	\$0
Black Forest Together	Staff (2) 15-082	El Paso	\$490,326	\$0	\$490,326	100%	\$0
Fountain Creek District	Monument Creek Watershed Master Plan 15-080	El Paso	\$299,981	\$0	\$299,981	100%	\$0
City of Manitou Springs	Comprehensive & Hazard Mitigation Plan 15-081	El Paso	\$298,440	\$0	\$298,440	100%	\$0
City of Manitou Springs	Flood Control Facility Master Plan 16-037	El Paso	\$282,667	\$0	\$282,666	100%	\$0
City of Central	Disaster Resiliency Master Plan 16-043	Gilpin	\$74,833	\$0	\$74,833	100%	\$0
Big Thompson Watershed Coalition	Plan for Priority Reaches 16-028 Amended	Larimer	\$353,377	\$0	\$353,377	100%	\$0
Big Thompson Watershed Coalition	Priority Planning 15-076 Amended	Larimer	\$509,508	\$0	\$509,508	100%	\$0
City of Loveland	Big Thompson Corridor Master Plan 16-025	Larimer	\$249,335	\$0	\$249,335	100%	\$0
City of Loveland	Planning (2) 15-059 Amended	Larimer	\$288,132	\$0	\$288,132	100%	\$0
Coalition for Poudre River Watershed	Upper Watershed Plan 15-066	Larimer	\$184,502	\$0	\$184,502	100%	\$0
Estes Valley Watershed	Planning (2) 15-074, 15-074B	Larimer	\$274,842	\$0	\$274,842	100%	\$0
Larimer County	Lower Poudre River Restoration Plan 15-061	Larimer	\$73,000	\$0	\$73,000	100%	\$0
Larimer County	Recover Planning (2) 16-022	Larimer	\$374,939	\$0	\$374,939	100%	\$0
Little Thompson Watershed Coalition	Planning (2) 15-077 Amended	Larimer	\$698,837	\$0	\$698,837	100%	\$0
Town of Estes	Hydrology Study 15-068	Larimer	\$105,768	\$0	\$105,768	100%	\$0
Town of Estes	Stormwater Master Plan 16-026	Larimer	\$299,246	\$0	\$299,246	100%	\$0
Morgan County	South Platte & Tributary Drainage Master Plan 16-042	Morgan	\$299,527	\$0	\$299,527	100%	\$0

Resilience Planning – March 2020

Applicant	Project Name	County	Award	Monthly Expenditures	Expenditures to Date	% Expended	Remaining Balance
Clarion	Planning for Hazards Guide 00-000 Amended	Statewide	\$219,750	\$0	\$219,750	100%	\$0
Clarion	Planning for Hazards Implementation 00-001	Statewide	\$192,065	\$0	\$192,065	100%	\$0
Regents of the University of Colorado	Planning for Hazards Website 16-045	Statewide	\$48,295	\$0	\$48,295	100%	\$0
Ecology & Environment	Resiliency Planning 00-000* 00-000B	Statewide	\$801,579	\$0	\$801,579	100%	\$0
Crane & Associates	Project Delivery 16-001	Statewide	\$115,543	\$0	\$115,543	100%	\$0
DLG	Project Delivery 17-001	Statewide	\$573,438	\$0	\$530,393	92%	\$43,045
Crane & Associates	Technical Assistance – Watershed Contract 16-001, 17-005	Statewide	\$169,860	\$0	\$161,864	95%	\$7,996
Hagerty	Technical Assistance 17-001	Statewide	\$124,827	\$0	\$124,827	100%	\$0
City of Evans	Long Range Flood Recovery Planner 14-007**	Weld	\$21,655	\$0	\$21,655	100%	\$0
City of Evans	Latham Ditch Diversion Feasibility Study 16-034 Amended	Weld	\$265,284	\$0	\$265,284	100%	\$0
City of Evans	Stormwater Sediment Planning (2) 15-070	Weld	\$488,002	\$0	\$488,002	100%	\$0
Coalition for Poudre River	Recovery Planning (2) 16-035	Weld	\$424,530	\$0	\$424,530	100%	\$0
			\$14,452,105	\$0	\$14,401,064		\$51,041

*Does not include \$112,261 of additional NDRC funding for the E&E contract 00-000 (total award was \$914,250).

** Continued from A1 (the first planning round)

Community Resiliency Partnership Fund - Resilience Planning & CRO Summary (\$750,000)

Comments

- All projects were closed by the Program and all payments on these four contracts have been made.

Community Resiliency Partnership Detail - This Round is Closed							
Applicant	Project Name	County	Award	Monthly Expenditures	Expenditures to Date	% Expended	Remaining Balance
City of Boulder	Key Performance Indicators CDBG-DR P17-01	Boulder	\$140,000	\$0	\$140,000	100%	\$ -
Boulder County	Institutionalizing Infrastructure Resiliency CDBG-DR P17-04	Boulder	\$181,106	\$0	\$181,106	100%	\$ -
Larimer County	Resiliency Coordination Plan CDBG-DR P17-05	Larimer	\$239,895	\$0	\$239,895	100%	\$ -
DLG	Institutionalizing Resiliency into State of Colorado Investments and Operations CDBG-DR P18-06	Statewide	\$175,500	\$0	\$175,500	100%	\$ -
TOTAL			\$736,501	\$0	\$736,501	100%	\$0

Colorado Recovery Office (\$250,000)

Comments

- The Resilience and Recovery Website and Outreach program is still pending.

Colorado Recovery Office - Detail							
Applicant	Project Name	County	Award	Monthly Expenditures	Expenditures to Date	% Expended	Remaining Balance
The Brendle Group	Resiliency Framework Update	Statewide	\$150,000	\$1,891	\$1,891	1%	\$ 148,110
Pending	Resiliency and Recovery Website and Outreach	Statewide	\$100,000	\$0	\$0	0%	\$ 100,000
TOTAL			\$250,000	\$1,891	\$1,891	1%	\$248,110

Requirement to Most Impacted Counties

Jurisdiction	Number of	Dollar Amount Awarded	Percent Awarded to Jurisdiction	Dollar Amount Expended	Percent Expended in Jurisdiction
Boulder County	49	\$ 6,826,308	42%	\$ 6,826,214	42%
Larimer County	17	\$ 3,719,789	23%	\$ 3,710,189	23%
Weld County	8	\$ 1,369,278	8%	\$ 1,369,278	8%
Other Counties	8	\$ 1,765,774	11%	\$ 1,765,774	11%
Statewide	9	\$ 2,507,457	15%	\$ 2,466,007	15%
Total	91	\$ 16,188,606	100%	\$ 16,137,462	100%

Note: Currently 88% of the awarded funds are dedicated to Boulder, Larimer and Weld Counties - as well as the "Statewide" category projects, which are devoted to work in the 3 main disaster-declared counties.

Requirement to serve Low and Moderate Income Households

Not applicable. Planning activities are assumed to meet LMI criteria in accordance with 24 CFR 570.205. Planning activities will count neither for nor against the State's requirement to invest 50% of the grant towards low and moderate income households.

Submitted by: Rebecca Ballast, CDBG-DR Watershed & Resilience Planning Program Manager on 04/07/2020.

Program: Colorado Recovers Business Grant

Agency: Office of Economic Development and International Trade

Program Highlights

This program is complete. The Colorado Recovers Business grant program provided business grants to businesses impacted by the fires and floods of 2012 and 2013. The program was managed by OEDIT through their subrecipient Upstate Colorado from 2014 to 2019 providing its last business grant in **November of 2019**.

Summary of Expenditures by Allocation

Allocation	Allocation Amount	Monthly Expenditures	Expenditures to Date	% Expended	Remaining Balance
1st Allocation	\$ 4,765,160	\$0	\$4,765,160	100%	\$0
2nd & 3rd Allocations	\$ 4,917,099	\$48,997	\$4,917,094	100%	\$5
TOTAL	\$ 9,682,259	\$48,997	\$9,682,254	100%	\$5

Source: DRGR – Includes project delivery

Outcomes Summary

- 131 businesses received \$4.5 million in allocation 1 grants.
- Overall 212 businesses received over \$8.4M in business grants.
- The average benefit per business came to \$39,843 with total awards ranging from just over \$5000 to a maximum of \$135,142.
- These businesses retained 3340 full or part-time employees representing 2620 FTEs.
- Approximately 9.9% of the funds were used for project delivery.
- Largest groups of applications were from the Accommodations and Food Service sectors (NAICS 7200) and the Retail Trade sectors (NAICS 44-4500). See <https://cdola.colorado.gov/recover-colorado-business-grants> for complete list.

Assistance by County

County	# of Businesses	Total Grants	Percent
Boulder	64	\$2,222,047	26%
Larimer	88	\$3,952,087	47%
Weld	5	\$181,034	2%
El Paso	34	\$1,537,005	18%
All Others	21	\$554,581	7%
Total	212	\$8,446,753	100%

LMI Percentage

94 % of grant funds served businesses with predominantly LMI employees.

Program: Tourism Marketing Grants

Agency: Office of Economic Development and International Trade

Program Highlights

This program is complete. The Tourism Marketing Grant Program assisted non-profit, quasi-governmental entities and local governments to promote tourism in the designated disaster areas. These marketing promotional grant funds were distributed to entities that have tourism and visitor-related business communities in their jurisdictions that have suffered concentrated economic losses that have a large impact on the local economy relative to the size of the community. Applications were accepted and evaluated by the Office of Economic Development and International Trade in two rounds of funding.

Summary of Awards by Allocation

Seventeen grants were awarded to 13 organizations for a total of \$1,207,500.00. The awards for each round of funding are below:

Organization	Round 1	Round 2	Total
Clear Creek County		\$ 50,000	\$ 50,000
Colorado Springs Convention and Visitors Bureau	\$ 50,000		\$ 50,000
Fremont County		\$ 75,000	\$ 75,000
Greeley/Discover Weld		\$ 100,000	\$ 100,000
Leadville Main Street		\$ 10,000	\$ 10,000
Logan County Chamber of Commerce	\$ 35,000	\$ 40,000	\$ 75,000
Lyons Chamber of Commerce	\$ 140,000	\$ 100,000	\$ 240,000
Manitou Springs Chamber of Commerce	\$ 59,600	\$ 58,500	\$ 118,100
Milliken Business Association	\$ 29,600		\$ 29,600
Town of Nederland	\$ 35,923		\$ 35,923
Visit Estes Park	\$ 149,877	\$ 124,000	\$ 273,877
Visit Longmont		\$ 50,000	\$ 50,000
Visit Loveland		\$ 100,000	\$ 100,000
Total	\$ 500,000	\$ 707,500	\$ 1,207,500

*Approximately 4.8% (\$60,800) went towards project delivery

A brief description of each grant is in the Program Close-out Summary under the resources section of the website at <https://cdola.colorado.gov/tourism-marketing>.

Assistance by County

69% of the grants went to Boulder, Larimer or Weld. Additionally El Paso county received about 14% of the grant funds as indicated above.

LMI Percentage

The Tourism Marketing program met the Urgent Need national objective, therefore no LMI percentage was calculated.

Program: Agriculture Business Grants**Agency: CO Department of Local Affairs and CO Department of Agriculture****Program Highlights**

This program is complete. The Agriculture Business grant program provided business grants to farmers and ranchers impacted by the fires and floods of 2012 and 2013. The program was managed by DOLA in cooperation with the Colorado Department of Agriculture from 2014 to 2019 providing its last business grant in **May of 2019**.

Summary of Expenditures by Allocation

Allocation	Allocation Amount	Expenditures to Date*	% Expended	Remaining Balance
1st Allocation	\$ 2,286,153	\$2,286,153	100%	\$0
2nd Allocation	\$ 6,633,847	\$6,633,847	100%	\$0
Total	\$ 8,920,000	\$ 8,920,000	100%	\$ -

*Expenditures include project delivery costs.

Outcomes Summary

- Provided \$7,247,204 in recovery resources to 66 farmers and ranchers for an average grant of \$109,400.
- Completed 17 construction projects for 13 businesses.
- Purchased 95 pieces of equipment for 39 businesses.
- 181 jobs were retained or created resulting in an overall increase of 18% for participating businesses.

Grants by County

County	# of Businesses	Total Award	Percent
Weld	23	\$ 2,568,710	36%
Larimer	19	\$ 2,162,549	30%
Boulder	17	\$ 1,750,770	24%
All Other	7	\$ 738,583	10%
Total	66	\$ 7,220,612	100%

Source: Pay request detail log

LMI Percentage

National Objective	# of Businesses	Total Award	Percent
Low / Moderate Income	42	\$ 4,758,710	66%
Urgent Need	24	\$ 2,461,902	34%
Total	66	\$ 7,220,612	100%

Source: Pay request detail log

Program: Boulder County Collaborative Household Assistance

Agency: City of Longmont

Household Assistance Summary							
Allocation	Allocation Amount	DRGR Obligated	% Obligated	Monthly Expenditures	Expenditures to Date	% Expended	Remaining Balance
2nd Allocation	\$9,603,969	\$9,603,969	100%	\$ -	\$9,276,609	97%	\$ 327,360
3rd Allocation	\$1,478,361	\$1,478,361	100%	\$ -	\$ -	0%	\$ 1,478,361
Total	\$11,082,330	\$ 11,082,330	100%	\$ -	\$ 9,276,609	84%	\$ 1,805,721

Summary Narrative

City of Longmont

- The City has completed their Housing Rehabilitation\Repair\Replacement program and Down Payment Assistance program. A total of \$1,478,748 was awarded and spent between these two programs.
- The City of Longmont also has a portion of project delivery funds for assistance provided to Boulder Counties HAP Programs totaling \$798,024. In March 2020 the Collaborative moved \$362,448 of these funds to infrastructure projects that had an unmet need.

Boulder County

- Boulder County received awards for the following four programs: Home Access, Temporary Rental Assistance, Rehabilitation, and Clearance and Demo, totals \$9,168,003.34.
- Boulder County has completed their Rehabilitation, Clearance and Demolition, and Temporary Rental Assistance programs. A total of \$986,239 was awarded and spent between these three programs.

Projects Completed This Month: (Put N/A if 0)

Project #	Project Name	Project Budget*
#00015 and #00016	Boulder County – Rehabilitation Program	\$828,994
#00020 and #00021	Boulder County – Demolition Program	\$60,163
#00017	Boulder County – Temporary Rental Assistance	\$97,082

2nd and 3rd Allocation – BCC Household Assistance Program (\$11,082,330)

Household Assistance (\$9.6M)	Count			Dollar Amount		
	This Month	Previous	Cumulative	This Month	Previous	Cumulative
Project Applications Received	0	10	10	\$ -	\$ 16,026,584	\$ 16,026,584
Projects Awarded	0	10	10	\$ (362,448)	\$ 11,444,778	\$ 11,082,330
Projects Under Contract	0	10	10	\$ (362,448)	\$ 11,444,778	\$ 11,082,330
Projects Started (first draw)	0	10	10	\$ -	\$ 9,276,609	\$ 9,276,609
Projects Completed (final draw)	5	3	8	\$ 986,239	\$ 1,478,748	\$ 2,464,987

Note: This table counts the larger level projects rather than each household beneficiary.

Boulder County

- There is a total of 76 households that were assisted with their housing assistance programs as outlined below. There are 7 remaining under their Home Access program that are currently in stages of review, most of which are still in construction.

	# of households Participating	# of Projects Submitted for Programmatic Review	# of projects remaining	# of projects in stages of programmatic Review	# of projects completed
Home Access	38	31	7	7	31
Clearance and Demo Program	12	12	0	0	12
Housing Rehabilitation	13	13	0	0	13
Temporary Rental Assistance	13	13	0	0	13
Total	76	69	7	7	69

BCC Household Assistance Detail							
Applicant	Project Name	Partnering Agency Contracted Award and Lead Agency Expenses	Monthly Expenditures	Expenditures to Date	% Expended	Remaining Balance	# of Households, Units or Properties
City of Longmont	Rehab 00004, 00005	\$ 1,084,946	\$ -	\$ 1,084,946	100%	\$ -	23
City of Longmont	Down Payment Assistance 00022	\$ 393,802	\$ -	\$ 393,802	100%	\$ -	5
Boulder County	Rehab 00015, 00016	\$ 828,994	\$ -	\$ 828,994	100%	\$ -	13
Boulder County	Temporary Rental Assistance 00017	\$ 97,082	\$ -	\$ 97,082	100%	\$ -	13
Boulder County	Home Access 00018, 00019	\$ 8,617,342	\$ -	\$ 6,811,621	79%	\$ 1,805,721	38
Boulder County	Clearance and Demolition 00020, 00021	\$ 60,163	\$ -	\$ 60,163	100%	\$ -	12
Total		\$ 11,082,330	\$ -	\$ 9,276,609	97%	\$ 1,805,721	104

Note: Rehab, Home Access and Demolition projects *each count as 2 projects*, one for Urgent Need DRGR activity, one for LMI DRGR activity.

Requirement to serve Low and Moderate Income Households

National Objective	Number of Projects	Dollar Amount Contracted Award	Percent Awarded	Dollar Amount Expended	Percent Expended
Low and Moderate Income	6	\$ 7,785,516	70%	\$ 6,436,941	69%
Urgent Need or Slum and Blight	4	\$ 3,296,814	30%	\$ 2,839,668	31%
Total	10	\$ 11,082,330	100%	\$ 9,276,609	100%

Submitted 04/03/2020

Contact: Kathy Fedler at Kathy.Fedler@longmontcolorado.gov or (303) 651-8736.

Program: Boulder County Collaborative Infrastructure

Agency: City of Longmont

Infrastructure Summary							
Allocation	Allocation Amount	DRGR Obligated	% Obligated	Monthly Expenditures	Expenditures to Date	% Expended	Remaining Balance
1st Allocation	\$1,073,274	\$ 1,073,274	100%	\$ -	\$ 1,073,274	100%	\$ -
2nd Allocation*	\$39,802,124	\$39,802,124	100%	\$ 999,040	\$ 36,480,005	92%	\$ 3,322,119
3rd Allocation	\$18,229,312	\$ 17,866,866	98%	\$ -	\$ -	0%	\$ 18,229,312
Total	\$59,104,710	\$ 58,742,264	99%	\$ 999,040	\$ 37,553,279	64%	\$ 21,551,431

*Includes \$336,725.79 of R1 funds that were moved to A2.

Summary Narrative

- 2 projects (Boulder County HMGP Buyouts Local Match (7 properties) and Town of Lyons CDBG-DR Buyouts (1 property)) expended funds from the 1st allocation.
- A total of 51 infrastructure applications have been received.
- Program-wide, 45 out of 46 projects applied for that have been deemed eligible are awarded/under contract (97%).
- Six additional projects that have been applied for were fully executed in March 2020.
- All 4 buyout programs have completed acquisitions and demolitions. 1 program closed out in May 2019 and 3 programs will be closed out by March 2020 pending completion of URA.
- Of the awarded non-buyout infrastructure projects, 19 have completed construction, 7 are in construction, and 3 are in engineering/design.
- 12 projects have completed the closeout process. The two 1st allocation projects are also complete although the closeout process is not yet complete until all 2nd allocation expenditures complete.
- 4 projects are substantially complete. Three projects are 100% complete with closeout anticipated by April 2020. City of Boulder Ponderosa MHP Project is 100% complete in reimbursements, however will not undergo closeout until the infrastructure improvements are installed in 2020.

Projects Completed This Month: (Put N/A if none)

N/A

BCC Infrastructure Program (\$59,104,709.93)

	Count			Dollar Amount		
	This Month	Previous	Cumulative	This Month	Previous	Cumulative
Infrastructure (\$56.1M)						
Project Applications Received	0	51	51	\$ -	\$ 71,040,996	\$ 71,040,996
Projects Awarded	2	43	45	\$ 362,446.00	\$ 58,742,264	\$ 59,104,710
Projects Under Contract	6	39	45	\$ 5,944,976.00	\$ 53,159,734	\$ 59,104,710
Projects Started (first draw)	0	37	37	\$ 999,040.06	\$ 36,554,239	\$ 37,553,279
Projects Completed (final draw)	0	14	14	\$ -	\$ 4,212,707	\$ 4,212,707

Notes:

- Project applications received includes single applications that were later split into multiple projects. The number inserted reflects the number of projects the application was split into to ensure most meaningful reporting.
- One project application was submitted for each buyout program, however Boulder County HMGP Buyouts, Boulder County CDBG-DR Buyouts, Lyons CBDG-DR Buyouts, and Lyons HMGP URA **each count as 2 projects**, one for Urgent Need DRGR activity, one for LMI DRGR activity.
- **As of March 31, 2020 the Boulder County Collaborative allocation for infrastructure was fully awarded to all partnering agencies, this amount is reflected in the “projects under contract” section.**
- The final DR-GR adjustments were also submitted to the state in late March and completed by 4/1/2020 so the “projects awarded” has been adjusted to reflect those updates.

A1, A2 & A3 BCC Infrastructure Detail - Boulder County

Applicant	Project Name	Partner Agency Award Contracted and Lead Agency Expenses	Monthly Expenditures	Expenditures to Date	% Expended	Remaining Balance
Boulder County	Buyouts UN 00002	\$ 392,356	\$ -	\$ 392,356	100%	\$ -
Boulder County	HMGP Buyouts - LMI 00011	\$ 886,416	\$ -	\$ 859,878	97%	\$ 26,538
Boulder County	CDBG-DR Buyouts LMI 00012	\$ 11,912,853	\$ -	\$ 2,506,700	98%	\$ 179,931
Boulder County	CDBG-DR Buyouts UN 00013		\$ -	\$ 9,226,223		
Boulder County	BCC - Boulder County Sunset Bridge 00039	\$ 407,645	\$ -	\$ 407,645	100%	\$ -
Boulder County	BCC - Boulder County - PW 286-EPM St. Vrain Creek 00040	\$ 59,622	\$ -	\$ 59,622	100%	\$ -
Boulder County	BCC - Boulder County - Lefthand Canyon: Phase 1 00042	\$ 350,454	\$ -	\$ 350,454	100%	\$ -
Boulder County	BCC - Boulder County - PW 968 - County Wide Debris 00061	\$ 263,234	\$ -	\$ 263,234	100%	\$ -
Boulder County	BCC-Boulder County-PW 1074-EPM-Home Demolitions 00062	\$ 20,922	\$ -	\$ 20,922	100%	\$ -
Boulder County	BCC - Boulder County - PW 1088 - EPM-Stream Debris 00063	\$ 368,670	\$ -	\$ 368,670	100%	\$ -
Boulder County	West Lake and A-Frame Pond Repairs	\$ 510,581	\$ -	\$ 47,664	9%	\$ 462,917
Boulder County	Town of Ward Road Repair	\$ 2,320,622	\$ 121,009	\$ 1,552,645	67%	\$ 767,977
Boulder County	Lefthand Canyon Dr: Flood Repairs of Glendale Gulch	\$ 1,328,661	\$ -	\$ 1,087,341	82%	\$ 241,320
Boulder County	BCC-Boulder County-St Vrain Creek Reach 3 Phase 2	\$ 1,642,798	\$ 250	\$ 134,726	8%	\$ 1,508,072
Boulder County	BCC - Boulder County - Big Elk Meadows	\$ 450,545	\$ -	\$ -	0%	\$ 450,545
Boulder County	BCC - Boulder County - Lake No 4 Reservoir	\$ 664,291	\$ -	\$ 27,076	4%	\$ 637,215
Total		\$ 21,579,671	\$ 121,259	\$ 17,305,157	80%	\$ 3,186,754

A1, A2 & A3 BCC Infrastructure Detail

Applicant	Project Name	Partner Agency Award Contracted and Lead Agency Expenses	Monthly Expenditures	Expenditures to Date	% Expended	Remaining Balance
City of Boulder	Wonderland Creek Flood Mitigation LMI 00006	\$ 2,942,672	\$ -	\$ 2,942,672	100%	\$ 0
City of Boulder	Ponderosa Mobile Home Park LMI 00025	\$ 4,200,024	\$ -	\$ 4,200,024	100%	\$ -
Total		\$ 7,142,696	\$ -	\$ 7,142,696	100%	\$ 0

Applicant	Project Name	Partner Agency Award Contracted and Lead Agency	Monthly Expenditures	Expenditures to Date	% Expended	Remaining Balance
City of Longmont	BCC-City of Longmont- Resilient St. Vrain Project LMI	\$ 13,430,938	\$ 722,509	\$ 3,619,584	27%	\$ 9,811,354
City of Longmont	BCC-City of Longmont - Isaak Walton Reach 00070	\$ 626,680			0%	\$ 626,680
Total		\$ 14,057,618	\$ 722,509	\$ 3,619,584	26%	\$ 10,438,034

Applicant	Project Name	Partner Agency Award Contracted and Lead Agency Expenses	Monthly Expenditures	Expenditures to Date	% Expended	Remaining Balance
Jamestown	Lower Main Street Bridge LMI 00007	\$ 306,693	\$ -	\$ 219,869	72%	\$ 86,824
Jamestown	James Canyon Road Replacement LMI 00024	\$ 1,924,272	\$ -	\$ 1,333,482	69%	\$ 590,790
Jamestown	HMGP Rain Gauge LMI 00008	\$ 35,585	\$ -	\$ 35,585	100%	\$ -
Jamestown	HMGP Global Match Buyouts LMI 00026	\$ 324,904	\$ -	\$ 324,904	100%	\$ -
Jamestown	PW 684 - Coordinated Match Anderson Hill Bridge 00038	\$ 624,441	\$ -	\$ 624,441	100%	\$ 0
Jamestown	Generator	\$ 64,955			0%	\$ 64,955
Jamestown	Gillespie Gulch	\$ 174,739	\$ -	\$ -	0%	\$ 174,739
Total		\$ 3,455,589	\$ -	\$ 2,538,281	73%	\$ 917,308

A1, A2 & A3 BCC Infrastructure Detail - Town of Lyons

Applicant	Project Name	Partner Agency Award Contracted and Lead Agency Expenses	Monthly Expenditures	Expenditures to Date	% Expended	Remaining Balance
Town of Lyons	Buyouts UN 00001	\$ 680,918	\$ -	\$ 680,918	100%	\$ -
Town of Lyons	Debris Removal UN 00009	\$ 25,942	\$ -	\$ 25,942	100%	\$ -
Town of Lyons	HMGP Acquisitions - Relocation UN 00030	\$ 36,738		\$ 3,105	98%	\$ 710.06
Town of Lyons	HMGP Acquisitions - Relocation LMI 00030		\$ -	\$ 32,923		
Town of Lyons	EDA Grant Match - CEC Sewer/Water UN 00031	\$ 1,952,317	\$ 39,363	\$ 895,942	46%	\$1,056,375.19
Town of Lyons	Northern Overflow UN 00029	\$ 144,603	\$ -	\$ 144,603	100%	\$ -
Town of Lyons	PW 879 - McConnell Bridge UN 00028	\$ 996,432	\$ -	\$ 680,100	68%	\$ 316,332.30
Town of Lyons	CDBG-DR Buyouts - UN 00014	\$ 1,770,408	\$ -	\$ 1,453,055	100%	\$ 5,900.99
Town of Lyons	CDBG-DR Buyouts - LMI 00027		\$ -	\$ 311,452		
Town of Lyons	Public Works Building - 00037	\$ 1,557,583	\$ 9,935	\$ 1,475,697	95%	\$ 81,886.14
Town of Lyons	Streambank Restoration Highland 00066	\$ 743,625	\$ 75,143	\$ 75,143	10%	\$ 668,482.45
Town of Lyons	Apple Valley Waterline 00055	\$ 1,171,820	\$ 30,832	\$ 30,832	3%	\$1,140,987.79
Town of Lyons	Emergency Siren Project 00065	\$ 115,000				
Town of Lyons	Storm Drainage Project 00068	\$ 815,613	\$ -	\$ -	0%	\$ 815,613.00
Town of Lyons	Roadway Repair Project	\$ 1,183,000	\$ -	\$ -	0%	\$1,183,000.00
Total		\$ 11,193,998	\$ 155,272	\$ 5,809,710	52%	\$ 5,269,288

A1, A2 & A3 BCC Infrastructure Detail - All Other

Applicant	Project Name	Partner Agency Award Contracted and Lead Agency Expenses	Monthly Expenditures	Expenditures to Date	% Expended	Remaining Balance
City of Louisville	Raw Water Intake Diversion UN 00023	\$ 978,272	\$ -	\$ 978,272	100%	\$ -
Town of Nederland	PA Match PW#891 Roadway Improvements UN 00010	\$ 159,579	\$ -	\$ 159,579	100%	\$ -
SV Water Cons. Dis	Lake No. 4 Repair Project UN	\$ 535,246	\$ -	\$ -	0%	\$ 535,246
Total		\$ 1,673,098	\$ -	\$ 1,137,851	68%	\$ 535,246

**** Projects highlighted in yellow represent activities that have been completed cumulatively.**

Requirement to serve Low and Moderate Income Households

National Objective	# Projects Contracted	Dollar Amount Contracted	Percent Contracted	# Projects Funded	Dollar Amount Expended	Percent Expended
Low and Moderate Income	18	\$ 32,769,893	55%	16	\$ 20,408,225	54%
Urgent Need or Slum and Blight	27	\$ 26,334,817	45%	21	\$ 17,145,054	46%
Total	45	\$ 59,104,710	100%	37	\$ 37,553,279	100%

Submitted by Kathy Fedler 4/3/2020

Contact: Kathy Fedler at Kathy.Fedler@longmontcolorado.gov or (303) 651-8736.